

## TEACHING AND LEARNING PRACTICES

Electrical and Electronics Engineering being a rapidly changing field which requires continuous learning to be updated in the particular profession and the pedagogies play an important role in development of the content. Faculty members use various pedagogical methods for effective teaching learning process:

### Instructional methods and pedagogical initiatives:

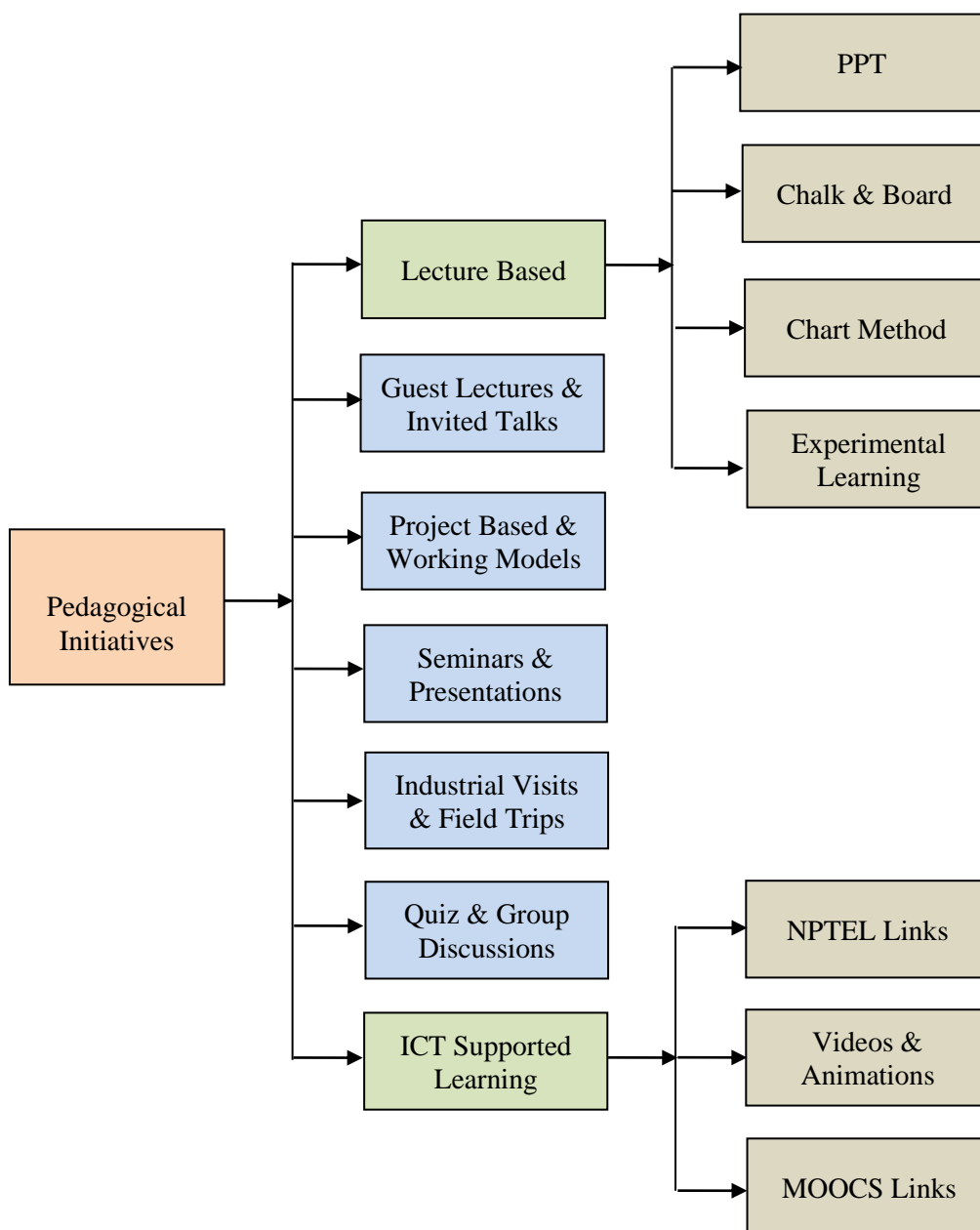











Figure: Methods used to make the teaching more effective

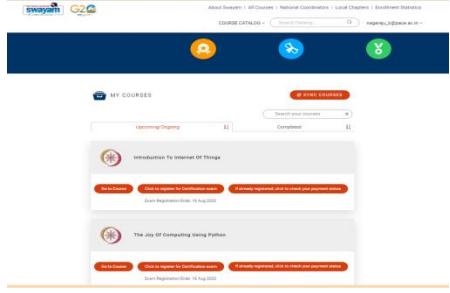

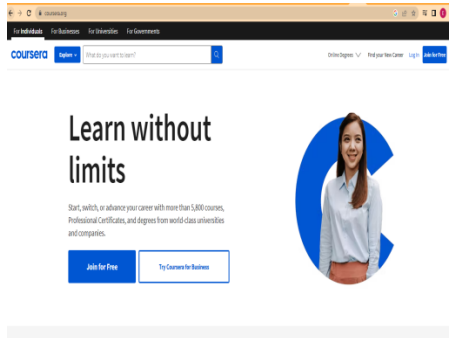
### Instructional and pedagogical details

Sl. No.	Method	Description	Image
<b>1.</b>	<b>Lecture Based</b>		
<b>A</b>	Power Point Presentation	In addition to the chalk and board teaching, faculty members are using power point presentation in the classes to make the students more understand with visualization of images.	
<b>B</b>	Chalk & Board	The chalk & board is one of the best-known teaching method which can easily understand and focused by the students	
<b>C</b>	Chart Method	Chart Method is a way to communicate any ideas, projects, and any topic in a concise and visually engaging format. It can be easily understand complex problems in short period of time.	
<b>D</b>	Experimental Learning	It offers students to learn by actively engaging in hands-on experiences, rather than solely relying on traditional lectures or textbooks.	

**DEPARTMENT OF ELECTRICAL & ELECTRONICS ENGINEERING**

<b>2</b>	Guest Lectures & Invited Talks	<p>Guest Lectures and &amp; Invited Talks are fundamental in breaking down the barriers of the classroom walls to deepen learning. The experience gives students the opportunity to connect with professionals and create meaningful learning connections.</p>	
<b>3</b>	Project Based & Working Models	<p>Project Based &amp; Working Models Learning helps to gain a deeper interest in understanding course content, students will develop critical thinking, analytical reasoning, teamwork skills, and creativity. They'll also build confidence by taking control of their learning and guiding their unique path through the project.</p>	
<b>4</b>	Seminars & Presentations	<p>Seminars &amp; Presentations giving at the college and outside gives confidence and practical approach to learn about a topic in a detailed manner to keep aware and updated about the technologies changes/advancements towards the need of industry.</p>	
<b>5</b>	Industrial Visits & Field Trips	<p>Industrial visits &amp; Field Trips provide students an insight into the real working environment, workstations, plants, machines, systems, and interact with highly trained and experienced personnel. Students learn a lot of things that will help in their development and also for the future.</p>	
<b>6</b>	Quiz & Group Discussions	<p>Participating in Quiz &amp; group discussion facilitate knowledge enhancement, better communication skills, and encourage the exchange of ideas among peers.</p>	

**DEPARTMENT OF ELECTRICAL & ELECTRONICS ENGINEERING**

7	ICT Supported Learning	
E	NPTEL Links	NPTEL have recorded lectures for all subjects and also students can join some certified modern courses which is not in syllabus.
 <p>Link: <a href="https://swayam.gov.in/mycourses">https://swayam.gov.in/mycourses</a></p>		
F	Videos & Animations	Videos & Animation helps the students deepen visual understanding better than traditional images. It helps others see and develop their ideas through an experience of art and how to use various techniques of it.
 <p>Link: <a href="https://youtu.be/Bpb9RoV0Ets?list=PLKyLX1dBFAo3RlxFQ5Ufuvo0hPgfXxzse">https://youtu.be/Bpb9RoV0Ets?list=PLKyLX1dBFAo3RlxFQ5Ufuvo0hPgfXxzse</a></p>		
G	MOOCS Links	MOOCs can provide learners with multi disciplinary knowledge and helps to develop high-order thinking skills within an adaptive, immersive, and attention grabbing environment, also learn at their own pace and able to adapt today's challenges towards industries requirements.
 <p>Link: <a href="https://www.coursera.org/">https://www.coursera.org/</a></p>		