


**ACADEMIC REGULATIONS
COURSE STRUCTURE
AND
DETAILED SYLLABUS**

CIVIL ENGINEERING

For

B.Tech., FOUR YEAR DEGREE COURSE

(Applicable for the batches admitted from 2013-14)



**JAWAHARLAL NEHRU TECHNOLOGICAL
UNIVERSITY KAKINADA
KAKINADA – 533003, ANDHRA PRADESH, INDIA.**

Academic Regulations (R13) for B. Tech. (Regular)

Applicable for the students of B. Tech. (Regular) from the Academic Year 2013-14 onwards

1. Award of B. Tech. Degree

A student will be declared eligible for the award of B. Tech. Degree if he fulfils the following academic regulations :

1. A student shall be declared eligible for the award of the B. Tech Degree, if he pursues a course of study in not less than four and not more than eight academic years.
2. The candidate shall register for 180 credits and secure all the 180 credits.

2. Courses of study

The following courses of study are offered at present as specializations for the B. Tech. Courses :

S.No.	Branch
01	Electronics and Communication Engineering
02	Electrical and Electronics Engineering
03	Civil Engineering
04	Mechanical Engineering
05	Computer Science and Engineering
06	Petro Chemical Engineering
07	Information Technology
08	Chemical Engineering
09	Electronics and Instrumentation Engineering
10	Bio-Medical Engineering
11	Aeronautical Engineering
12	Automobile Engineering
13	Bio Technology
14	Electronics and Computer Engineering
15	Mining Engineering
16	Petroleum Engineering
17	Metallurgical Engineering
18	Agricultural Engineering

3. **Distribution and Weightage of Marks**

- (i) The performance of a student in each semester shall be evaluated subject – wise with a maximum of 100 marks for theory subject and 75 marks for practical subject. The project work shall be evaluated for 200 marks.
- (ii) For theory subjects the distribution shall be 30 marks for Internal Evaluation and 70 marks for the End - Examinations.
- (iii) For theory subjects, during the semester there shall be 2 tests. The weightage of Internal marks for 30 consists of Descriptive – 15, Assignment - 05 (Theory, Design, Analysis, Simulation, Algorithms, Drawing, etc. as the case may be) Objective -10 (Conducted at College level with 20 Multiple choice question with a weightage of ½ Mark each). The objective examination is for 20 minutes duration. The subjective examination is for 90 minutes duration conducted for 15 marks. Each subjective type test question paper shall contain **3 questions** and all questions need to be answered. The Objective examination conducted for 10 marks and subjective examination conducted for 15 marks are to be added to the assignment marks of 5 for finalizing internal marks for 30. The best of the two tests will be taken for internal marks. As the syllabus is framed for 6 units, the 1st mid examination (both Objective and Subjective) is conducted in 1-3 units and second test in 4-6 units of each subject in a semester.
- (iv) The end semester examination is conducted covering the topics of all Units for 70 marks. Part – A contains a mandatory question (Brainstorming / Thought provoking / case study) for 22 marks. Part – B has 6 questions (One from each Unit). The student has to answer 3 out of 6 questions in Part – B and carries a weightage of 16 marks each.
- (v) For practical subjects there shall be continuous evaluation during the semester for 25 internal marks and 50 end examination marks. The internal 25 marks shall be awarded as follows: day to day work - 10 marks, Record-5 marks and the remaining 10 marks to be awarded by conducting an internal laboratory test. The end examination shall be conducted by the teacher concerned and external examiner.
- (vi) For the subject having design and / or drawing, (such as Engineering Graphics, Engineering Drawing, Machine Drawing) and estimation, the distribution shall be 30 marks for internal evaluation (20 marks for day – to – day work, and 10 marks for internal tests) and 70 marks for end examination. There shall be two internal tests in a Semester and the better of the two shall be considered for the award of marks for internal tests.

- (vii) For the seminar, the student shall collect the information on a specialized topic and prepare a technical report, showing his understanding over the topic, and submit to the department, which shall be evaluated by the Departmental committee consisting of Head of the department, seminar supervisor and a senior faculty member. The seminar report shall be evaluated for 50 marks. There shall be no external examination for seminar.
- (viii) Out of a total of 200 marks for the project work, 60 marks shall be for Internal Evaluation and 140 marks for the End Semester Examination. The End Semester Examination (Viva – Voce) shall be conducted by the committee. The committee consists of an external examiner, Head of the Department and Supervisor of the Project. The evaluation of project work shall be conducted at the end of the IV year. The Internal Evaluation shall be on the basis of two seminars given by each student on the topic of his project and evaluated by an internal committee.
- (ix) Laboratory marks and the internal marks awarded by the College are not final. The marks are subject to scrutiny and scaling by the University wherever felt desirable. The internal and laboratory marks awarded by the College will be referred to a Committee. The Committee shall arrive at a scaling factor and the marks will be scaled as per the scaling factor. The recommendations of the Committee are final and binding. The laboratory records and internal test papers shall be preserved in the respective departments as per the University norms and shall be produced to the Committees of the University as and when they ask for.

4. Attendance Requirements

1. A student is eligible to write the University examinations if he acquires a minimum of 75% of attendance in aggregate of all the subjects.
2. Condonation of shortage of attendance in aggregate up to 10% (65% and above and below 75%) in each semester may be granted by the College Academic Committee
3. Shortage of Attendance below 65% in aggregate shall not be condoned.
4. A student who is short of attendance in semester may seek re-admission into that semester when offered within 4 weeks from the date of the commencement of class work.
5. Students whose shortage of attendance is not condoned in any semester are not eligible to write their end semester examination of that class.

6. A stipulated fee shall be payable towards condonation of shortage of attendance.
7. A student will be promoted to the next semester if he satisfies the (i) attendance requirement of the present semester and (ii) credits.
8. If any candidate fulfills the attendance requirement in the present semester, he shall not be eligible for readmission into the same class.

5. Minimum Academic Requirements

The following academic requirements have to be satisfied in addition to the attendance requirements mentioned in item no. 4.

- 5.1 A student is deemed to have satisfied the minimum academic requirements if he has **earned the credits allotted to each theory/practical design/drawing subject/project and secures not less than 35% of marks in the end semester exam, and minimum 40% of marks in the sum total of the internal marks and end semester examination marks.**
- 5.2 A student shall be promoted from first year to second year if he fulfills the minimum attendance requirement.
- 5.3 A student will be **promoted from II year to III year** if he fulfills the academic requirement of **40% of the credits up to II year I semester from all the examinations, whether or not the candidate takes the examinations and secures prescribed minimum attendance in II year II semester.**
- 5.4 A student shall be **promoted from III year to IV year** if he fulfills the academic requirements of **40% of the credits up to III year I semester from all the examinations, whether or not the candidate takes the examinations and secures prescribed minimum attendance in III year II semester.**
- 5.5 A student shall register and put up minimum attendance in all 180 credits and earn all 180 credits. **Marks obtained in all the 180 credits shall be considered for the calculation of percentage of marks.**

6. Course pattern

1. The entire course of study is for four academic years, all the years are on semester pattern.
2. A student eligible to appear for the end semester examination in a subject, but absent from it or has failed in the end semester examination, may write the exam in that subject when conducted next.

3. When a student is detained for lack of credits / shortage of attendance, he may be re-admitted into the same semester / year in which he has been detained. However, the academic regulations under which he was first admitted shall continue to be applicable to him.

7. **Award of Class**

After a student has satisfied the requirements prescribed for the completion of the program and is eligible for the award of B. Tech. Degree, he shall be placed in one of the following four classes:

Class Awarded	% of marks to be secured	From the aggregate marks secured from 180 Credits.
First Class with Distinction	70% and above	
First Class	Below 70 but not less than 60%	
Second Class	Below 60% but not less than 50%	
Pass Class	Below 50% but not less than 40%	

The marks obtained in internal evaluation and end semester examination shall be shown separately in the memorandum of marks.

8. **Minimum Instruction Days**

The minimum instruction days for each semester shall be 90 working days.

9. There shall be no branch transfers after the completion of the admission process.
10. There shall be no transfer from one college/stream to another within the Constituent Colleges and Units of Jawaharlal Nehru Technological University Kakinada.

11. **WITHHOLDING OF RESULTS**

If the student has not paid the dues, if any, to the university or if any case of indiscipline is pending against him, the result of the student will be withheld. His degree will be withheld in such cases.

12. **TRANSITORY REGULATIONS**

1. Discontinued or detained candidates are eligible for readmission as and when next offered.
2. In case of transferred students from other Universities, the credits shall be transferred to JNTUK as per the academic regulations and course structure of the JNTUK.

13. **General**

1. Wherever the words “he”, “him”, “his”, occur in the regulations, they include “she”, “her”, “hers”.
2. The academic regulation should be read as a whole for the purpose of any interpretation.
3. In case of any doubt or ambiguity in the interpretation of the above rules, the decision of the Vice-Chancellor is final.
4. The University may change or amend the academic regulations or syllabi at any time and the changes or amendments made shall be applicable to all the students with effect from the dates notified by the University.
5. The students seeking transfer to colleges affiliated to JNTUK from various other Universities/ Institutions have to pass the failed subjects which are equivalent to the subjects of JNTUK, and also pass the subjects of JNTUK on their own without the right to sessional marks which the candidates have not studied at the earlier Institution.

* * * *

Academic Regulations (R13) for B. Tech. (Lateral entry Scheme)

Applicable for the students admitted into II year B. Tech. from the Academic Year 2014-15 onwards

1 Award of B. Tech. Degree

A student will be declared eligible for the award of B. Tech. Degree if he fulfils the following academic regulations:

- 1.1 A student shall be declared eligible for the award of the B. Tech Degree, if he pursues a course of study in not less than three academic years and not more than six academic years.
- 1.2 The candidate shall register for 132 credits and secure all the 132 credits.

2. The attendance regulations of B. Tech. (Regular) shall be applicable to B.Tech.

3. Promotion Rule

A student shall be promoted from second year to third year if he fulfills the minimum attendance requirement.

A student shall be promoted from III year to IV year if he fulfils the academic requirements of 40% of the credits up to III year I semester from all the examinations, whether or not the candidate takes the examinations and secures prescribed minimum attendance in III year II semester.

4. Award of Class

After a student has satisfied the requirement prescribed for the completion of the program and is eligible for the award of B. Tech. Degree, he shall be placed in one of the following four classes:

Class Awarded	% of marks to be secured	From the aggregate marks secured from 132 Credits from II year to IV year.
First Class with Distinction	70% and above	
First Class	Below 70% but not less than 60%	
Second Class	Below 60% but not less than 50%	
Pass Class	Below 50% but not less than 40%	

The marks obtained in the internal evaluation and the end semester examination shall be shown separately in the marks memorandum.

5. All the other regulations as applicable to **B. Tech. 4-year degree course (Regular)** will hold good for **B. Tech. (Lateral Entry Scheme)**.

MALPRACTICES RULES

Disciplinary Action for / Improper Conduct in Examinations

	Nature of Malpractices / Improper conduct	Punishment
	<i>If the candidate:</i>	
1. (a)	Possesses or keeps accessible in examination hall, any paper, note book, programmable calculators, Cell phones, pager, palm computers or any other form of material concerned with or related to the subject of the examination (theory or practical) in which he is appearing but has not made use of (material shall include any marks on the body of the candidate which can be used as an aid in the subject of the examination)	Expulsion from the examination hall and cancellation of the performance in that subject only.
(b)	Gives assistance or guidance or receives it from any other candidate orally or by any other body language methods or communicates through cell phones with any candidate or persons in or outside the exam hall in respect of any matter.	Expulsion from the examination hall and cancellation of the performance in that subject only of all the candidates involved. In case of an outsider, he will be handed over to the police and a case is registered against him.
2.	Has copied in the examination hall from any paper, book, programmable calculators, palm computers or any other form of material relevant to the subject of the examination (theory or practical) in which the candidate is appearing.	Expulsion from the examination hall and cancellation of the performance in that subject and all other subjects the candidate has already appeared including practical examinations and project work and shall not be permitted to appear for the remaining examinations of the subjects of that Semester/year. The Hall Ticket of the candidate is to be cancelled and sent to the University.
3.	Impersonates any other candidate in connection with the examination.	The candidate who has impersonated shall be expelled from examination hall. The candidate is also debarred and forfeits the seat. The performance of the original candidate who has been impersonated, shall be cancelled in all the subjects of the

		examination (including practicals and project work) already appeared and shall not be allowed to appear for examinations of the remaining subjects of that semester/year. The candidate is also debarred for two consecutive semesters from class work and all University examinations. The continuation of the course by the candidate is subject to the academic regulations in connection with forfeiture of seat. If the imposter is an outsider, he will be handed over to the police and a case is registered against him.
4.	Smuggles in the Answer book or additional sheet or takes out or arranges to send out the question paper during the examination or answer book or additional sheet, during or after the examination.	Expulsion from the examination hall and cancellation of performance in that subject and all the other subjects the candidate has already appeared including practical examinations and project work and shall not be permitted for the remaining examinations of the subjects of that semester/year. The candidate is also debarred for two consecutive semesters from class work and all University examinations. The continuation of the course by the candidate is subject to the academic regulations in connection with forfeiture of seat.
5.	Uses objectionable, abusive or offensive language in the answer paper or in letters to the examiners or writes to the examiner requesting him to award pass marks.	Cancellation of the performance in that subject.
6.	Refuses to obey the orders of the Chief Superintendent/Assistant – Superintendent / any officer on duty or misbehaves or creates disturbance of any kind in and around the examination hall or organizes a walk out or instigates others to walk out, or threatens the officer-in charge or any person on duty in or outside the	In case of students of the college, they shall be expelled from examination halls and cancellation of their performance in that subject and all other subjects the candidate(s) has (have) already appeared and shall not be permitted to appear for the remaining examinations of the subjects of that

	<p>examination hall of any injury to his person or to any of his relations whether by words, either spoken or written or by signs or by visible representation, assaults the officer-in-charge, or any person on duty in or outside the examination hall or any of his relations, or indulges in any other act of misconduct or mischief which result in damage to or destruction of property in the examination hall or any part of the College campus or engages in any other act which in the opinion of the officer on duty amounts to use of unfair means or misconduct or has the tendency to disrupt the orderly conduct of the examination.</p>	<p>semester/year. The candidates also are debarred and forfeit their seats. In case of outsiders, they will be handed over to the police and a police case is registered against them.</p>
7.	<p>Leaves the exam hall taking away answer script or intentionally tears of the script or any part thereof inside or outside the examination hall.</p>	<p>Expulsion from the examination hall and cancellation of performance in that subject and all the other subjects the candidate has already appeared including practical examinations and project work and shall not be permitted for the remaining examinations of the subjects of that semester/year. The candidate is also debarred for two consecutive semesters from class work and all University examinations. The continuation of the course by the candidate is subject to the academic regulations in connection with forfeiture of seat.</p>
8.	<p>Possess any lethal weapon or firearm in the examination hall.</p>	<p>Expulsion from the examination hall and cancellation of the performance in that subject and all other subjects the candidate has already appeared including practical examinations and project work and shall not be permitted for the remaining examinations of the subjects of that semester/year. The candidate is also debarred and forfeits the seat.</p>

9.	If student of the college, who is not a candidate for the particular examination or any person not connected with the college indulges in any malpractice or improper conduct mentioned in clause 6 to 8.	Student of the colleges expulsion from the examination hall and cancellation of the performance in that subject and all other subjects the candidate has already appeared including practical examinations and project work and shall not be permitted for the remaining examinations of the subjects of that semester/year. The candidate is also debarred and forfeits the seat. Person(s) who do not belong to the College will be handed over to police and, a police case will be registered against them.
10.	Comes in a drunken condition to the examination hall.	Expulsion from the examination hall and cancellation of the performance in that subject and all other subjects the candidate has already appeared including practical examinations and project work and shall not be permitted for the remaining examinations of the subjects of that semester/year.
11.	Copying detected on the basis of internal evidence, such as, during valuation or during special scrutiny.	Cancellation of the performance in that subject and all other subjects the candidate has appeared including practical examinations and project work of that semester/year examinations.
12.	If any malpractice is detected which is not covered in the above clauses 1 to 11 shall be reported to the University for further action to award suitable punishment.	

Malpractices identified by squad or special invigilators

1. Punishments to the candidates as per the above guidelines.
2. Punishment for institutions : (if the squad reports that the college is also involved in encouraging malpractices)
 - (i) A show cause notice shall be issued to the college.
 - (ii) Impose a suitable fine on the college.
 - (iii) Shifting the examination centre from the college to another college for a specific period of not less than one year.

* * * * *



JAWAHARLAL NEHRU TECHNOLOGICAL UNIVERSITY: KAKINADA

KAKINADA-533003, Andhra Pradesh (India)






For Constituent Colleges and Affiliated Colleges of JNTUK

Ragging

Prohibition of ragging in educational institutions Act 26 of 1997

Salient Features

- ⇒ Ragging within or outside any educational institution is prohibited.
- ⇒ Ragging means doing an act which causes or is likely to cause Insult or Annoyance of Fear or Apprehension or Threat or Intimidation or outrage of modesty or Injury to a student

	Imprisonment upto		Fine Upto
Teasing, Embarrassing & Humiliation	 6 Months	+	Rs. 1,000/-
Assaulting or Using Criminal force or Criminal intimidation	 1 Year	+	Rs. 2,000/-
Wrongfully restraining or confining or causing hurt	 2 Years	+	Rs. 5,000/-
Causing grievous hurt, kidnapping or Abducts or rape or committing unnatural offence	 5 Years	+	Rs. 10,000/-
Causing death or abetting suicide	 10 Months	+	Rs. 50,000/-

In Case of Emergency CALL TOLL FREE No. : 1800 - 425 - 1288

LET US MAKE JNTUK A RAGGING FREE UNIVERSITY



JAWAHARLAL NEHRU TECHNOLOGICAL UNIVERSITY: KAKINADA

KAKINADA-533003, Andhra Pradesh (India)

For Constituent Colleges and Affiliated Colleges of JNTUK

Ragging

ABSOLUTELY NOT TO RAGGING

1. Ragging is prohibited as per Act 26 of A.P. Legislative Assembly, 1997.
2. Ragging entails heavy fines and/or imprisonment.
3. Ragging invokes suspension and dismissal from the College.
4. Outsiders are prohibited from entering the College and Hostel without permission.
5. Girl students must be in their hostel rooms by 7.00 p.m.
6. All the students must carry their Identity Cards and show them when demanded.
7. The Principal and the Wardens may visit the Hostels and inspect the rooms any time.



Jawaharlal Nehru Technological University Kakinada

For Constituent Colleges and Affiliated Colleges of JNTUK

In Case of Emergency CALL TOLL FREE No. : 1800 - 425 - 1288

LET US MAKE JNTUK A RAGGING FREE UNIVERSITY

COURSE STRUCTURE

I Year – I SEMESTER

S. No.	Subject	T	P	Credits
1	English – I	3+1*	--	3
2	Mathematics - I	3+1*	--	3
3	Engineering Chemistry	3+1*	--	3
4	Engineering Mechanics	3+1*	--	3
5	Environmental Studies	3+1*	--	3
6	Computer Programming	3+1*	--	3
7	Engineering Chemistry Laboratory	--	3	2
8	English – Communication Skills Lab - I	--	3	2
9	C Programming Lab	--	3	2
Total Credits				24

I Year – II SEMESTER

S. No.	Subject	T	P	Credits
1	English - II	3+1*	--	3
2	Mathematics – II (Mathematical Methods)	3+1*	--	3
3	Mathematics – III	3+1*	--	3
4	Engineering Physics	3+1*	--	3
5	Professional Ethics and Human Values	3+1*	--	3
6	Engineering Drawing	1	3	3
7	English-Communication Skills Lab - II	--	3	2
8	Engineering Physics Laboratory	--	3	2
9	Engineering Physics – Virtual Labs - Assignments	--	2	--
10	Engineering Workshop & IT Workshop	--	3	2
Total Credits				24

II Year – I SEMESTER

S. No.	Subject	T	P	Credits
1	Electrical & Electronics Engineering	3+1*	--	3
2	Probability & Statistics	3+1*	--	3
3	Strength of Materials-I	3+1*	--	3
4	Building Materials and Construction	3+1*	--	3
5	Surveying	3+1*	--	3
6	Fluid Mechanics	3+1*	--	3
7	Surveying Field work-I	--	3	2
8	Strength of Materials Lab	--	3	2
Total Credits				22

II Year – II SEMESTER

S. No.	Subject	T	P	Credits
1	Building Planning & Drawing	3+1*	--	3
2	Managerial Economics and Financial Analysis	3+1*	--	3
3	Strength of Materials- II	3+1*	--	3
4	Hydraulics and Hydraulic Machinery	3+1*	--	3
5	Concrete Technology	3+1*	--	3
6	Structural Analysis - I	3+1*	--	3
7	Fluid Mechanics and Hydraulic Machinery Lab	--	3	2
8	Concrete Technology Lab	--	3	2
9	Surveying Field work-II	--	3	2
Total Credits				24

III Year – I SEMESTER

S. No.	Subject	T	P	Credits
1	Engineering Geology	3+1*	--	3
2	Structural Analysis – II	3+1*	--	3
3	Design and Drawing of Reinforced Concrete Structures	3+1*	--	3
4	Geotechnical Engineering – I	3+1*	--	3
5	Transportation Engineering – I	3+1*	--	3
6	IPR & Patents	3+1*	--	2
7	Geotechnical Engineering Lab	--	3	2
8	Engineering Geology Lab	--	3	2
Total Credits				21

III Year – II SEMESTER

S. No.	Subject	T	P	Credits
1	Design and Drawing of Steel Structures	3+1*	--	3
2	Geotechnical Engineering – II	3+1*	--	3
3	Water Resources Engineering-I	3+1*	--	3
4	Environmental Engineering – I	3+1*	--	3
5	Transportation Engineering – II	3+1*	--	3
6	OPEN ELECTIVE	3+1*	--	3
7	Computer Aided Engineering Drawing	--	3	2
8	Transportation Engineering Lab	--	3	2
Total Credits				22

IV Year – I SEMESTER

S. No.	Subject	T	P	Credits
1	Environmental Engineering – II	3+1*	--	3
2	Prestressed Concrete	3+1*	--	3
3	Construction Technology and Management	3+1*	--	3
4	Water Resources Engineering–II	3+1*	--	3
5	Remote Sensing and GIS Applications	3+1*	--	3
6	ELECTIVE - I	3+1*	--	3
7	Environmental Engineering Lab	--	3	2
8	GIS & CAD Lab	--	3	2
Total Credits				22

IV Year – II SEMESTER

S. No.	Subject	T	P	Credits
1	Estimating, Specifications & Contracts	3+1*	--	3
2	ELECTIVE –II	3+1*	--	3
3	ELECTIVE – III	3+1*	--	3
4	ELECTIVE – IV	3+1*	--	3
5	Project Work			9
Total Credits				21

OPEN ELECTIVE:

- a) Environmental Pollution and Control
- b) Disaster Management
- c) Industrial Water & Waste Water Management
- d) Architecture and Town Planning
- e) Finite Element Method
- f) Green Technologies

Elective-I:

- a) Ground Improvement Techniques
- b) Air Pollution and Control
- c) Matrix methods of Structural Analysis
- d) Urban Hydrology
- e) Advanced Surveying
- f) Interior Designs and Decorations

Elective-II:

- a. Engineering with Geo-synthetics
- b. Environmental Impact Assessment and Management
- c. Advanced Structural Engineering
- d. Ground Water Development and Management
- e. Traffic Engineering
- f. Infrastructure Management

Elective-III:

- a) Advanced foundation Engineering
- b) Solid waste Management
- c) Earthquake Resistant Design
- d) Water Shed Management
- e) Pavement Analysis and Design
- f) Green Buildings

Elective-IV:

- a) Soil Dynamics and Machine Foundations
- b) Environmental and Industrial Hygiene
- c) Repair and Rehabilitation of Structures
- d) Water Resources System Planning and Management
- e) Urban Transportation Planning
- f) Safety Engineering
- g) Bridge Engineering

III Year – II SEMESTER

T	P	C
3+1*	0	3

CE601-DESIGN AND DRAWING OF STEEL STRUCTURES

Lecture :	3 hrs/Week	Internal Assessment :	Marks
Tutorial :	1 Hrs/Week	Semester End Examination :	Marks
Practical :	--	Credits :	3

Course Learning Objectives:

The objective of this course is to:

1. Familiarize Students with different types of Connections and relevant IS codes
2. Equip student with concepts of design of flexural members
3. Understand Design Concepts of tension and compression members in trusses
4. Familiarize students with different types of Columns and column bases and their Design
5. Familiarize students with Plate girder and Gantry Girder and their Design

Course Outcomes:

At the end of this course the student will be able to

- a. Work with relevant IS codes.
- b. Carryout analysis and design of flexural members and detailing.
- c. Design compression members of different types with connection detailing.
- d. Design Plate Girder and Gantry Girder with connection detailing
- e. Produce the drawings pertaining to different components of steel structures.

SYLLABUS:**UNIT – I**

Connections: Riveted connections – definition, rivet strength and capacity, Welded connections: Introduction, Advantages and disadvantages of welding- Strength of welds-Butt and fillet welds: Permissible stresses – IS Code requirements. Design of fillet weld subjected to moment acting in the plane and at right angles to the plane of the joints.

UNIT – II

Beams: Allowable stresses, design requirements as per IS Code-Design of simple and compound beams-Curtailment of flange plates, Beam to beam connection, check for deflection, shear, buckling, check for bearing, laterally unsupported beams.

UNIT –III

Tension Members and compression members: General Design of members subjected to direct tension and bending –effective length of columns. Slenderness ratio – permissible stresses. Design of compression members, struts etc.**Roof Trusses:** Different types of trusses – Design loads – Load combinations as per IS Code recommendations, structural details –Design of simple roof trusses involving the design of purlins, members and joints – tubular trusses.

UNIT – IV

Design of Columns: Built up compression members – Design of lacings and battens. Design Principles of Eccentrically loaded columns, Splicing of columns.

UNIT – V

Design of Column Foundations: Design of slab base and gusseted base. Column bases subjected moment.

UNIT – VI

Design of Plate Girder: Design consideration – I S Code recommendations Design of plate girder-Welded – Curtailment of flange plates, stiffeners – splicing and connections.

Design of Gantry Girder: impact factors - longitudinal forces, Design of Gantry girders.

NOTE: Welding connections should be used in Units II – VI.

The students should prepare the following plates.

Plate 1 Detailing of simple beams

Plate 2 Detailing of Compound beams including curtailment of flange plates.

Plate 3 Detailing of Column including lacing and battens.

Plate 4 Detailing of Column bases – slab base and gusseted base

Plate 5 Detailing of steel roof trusses including joint details.

Plate 6 Detailing of Plate girder including curtailment, splicing and stiffeners.

INTERNAL EXAMINATION PATTERN:

The total internal marks (30) are distributed in three components as follows:

1. Descriptive (subjective type) examination : 25 marks
2. Assignment : 05 marks

FINAL EXAMINATION PATTERN:

The end examination paper should consist of Part A and Part B. Part A consist of two questions in Design and Drawing out of which one question is to be answered. Part B should consist of five questions and design out of which three are to be answered. Weightage for Part – A is 40% and Part- B is 60%.

TEXT BOOKS

1. 'Steel Structures Design and Practice' by N.Subramanian, Oxford University Press.
2. 'Design of Steel Structures' by Ramachandra, Vol – 1, Universities Press.
3. 'Design of steel structures' by S.K. Duggal, Tata Mcgraw Hill, and New Delhi

REFERENCES

1. 'Structural Design in Steel' by Sarwar Alam Raz, New Age International Publishers, New Delhi
2. 'Design of Steel Structures' by P. Dayaratnam; S. Chand Publishers
3. 'Design of Steel Structures' by M. Raghupathi, Tata Mc. Graw-Hill
4. 'Structural Design and Drawing' by N. Krishna Raju; University Press,

IS Codes:

- 1) IS -800 – 2007
- 2) IS – 875
- 3) Steel Tables.

These codes and steel tables are permitted to use in the examinations.

III Year – II SEMESTER

T	P	C
3+1*	0	3

CE602-GEOTECHNICAL ENGINEERING – II

Lecture :	3 hrs/Week	Internal Assessment :	Marks
Tutorial :	1 Hrs/Week	Semester End Examination :	Marks
Practical :	--	Credits :	3

Course Learning Objectives:

The objective of this course is:

1. To impart to the student knowledge of types of shallow foundations and theories required for the determination of their bearing capacity.
2. To enable the student to compute immediate and consolidation settlements of shallow foundations.
3. To impart the principles of important field tests such as SPT and Plate bearing test.
4. To enable the student to imbibe the concepts of pile foundations and determine their load carrying capacity.

Course Outcomes:

Upon the successful completion of this course:

- a. The student must be able to understand the various types of shallow foundations and decide on their location based on soil characteristics.
- b. The student must be able to compute the magnitude of foundation settlement and decide on the size of the foundation accordingly.
- c. The student must be able to use the field test data and arrive at the bearing capacity.
- d. The student must be able to apply the principles of bearing capacity of piles and design them accordingly.

SYLLABUS:**UNIT – I**

Soil Exploration: Need – Methods of soil exploration – Boring and Sampling methods – Field tests – Penetration Tests – Pressure meter – planning of Programme and preparation of soil investigation report.

UNIT – II

Earth And Earth-Retaining Structures: Infinite and finite earth slopes in sand and clay – types of failures – factor of safety of infinite slopes – stability

analysis by Swedish arc method, standard method of slices – Taylor’s Stability Number-Stability of slopes of dams and embankments - different conditions.

Rankine’s & Coulomb’s theory of earth pressure – Culmann’s graphical method - earth pressures in layered soils.

UNIT-III

Shallow Foundations – Bearing Capacity Criteria: Types of foundations and factors to be considered in their location - Bearing capacity – criteria for determination of bearing capacity – factors influencing bearing capacity – analytical methods to determine bearing capacity – Terzaghi’s theory - IS Methods.

UNIT-IV

Shallow Foundations – Settlement Criteria: Safe bearing pressure based on N- value – allowable bearing pressure; safe bearing capacity and settlement from plate load test – Types of foundation settlements and their determination - allowable settlements of structures.

UNIT -V

Pile Foundation: Types of piles – Load carrying capacity of piles based on static pile formulae – Dynamic pile formulae– Pile load tests - Load carrying capacity of pile groups in sands and clays.

UNIT-VI

Well Foundations: Types – Different shapes of well – Components of well – functions – forces acting on well foundations - Design Criteria – Determination of steining thickness and plug - construction and Sinking of wells – Tilt and shift.

TEXT BOOKS:

1. ‘Principles of Foundation Engineering’ by Das, B.M., - (2011) –6th edition (Indian edition) Cengage learning
2. ‘Basic and Applied Soil Mechanics’ by Gopal Ranjan & ASR Rao, New Age International Pvt. Ltd, (2004).

REFERENCES:

1. Foundation Analysis and Design’ by Bowles, J.E., (1988) – 4th Edition, McGraw-Hill Publishing Company, Newyork.
2. ‘Theory and Practice of Foundation Design’ by N.N.SOM & S.C.DAS PHI Learning Private limited.

III Year – II SEMESTER

T	P	C
3+1*	0	3

CE605-TRANSPORTATION ENGINEERING – II

Lecture :	3 hrs/Week	Internal Assessment :	Marks
Tutorial :	1 Hrs/Week	Semester End Examination :	Marks
Practical :	--	Credits :	3

Course Learning Objectives:

The objective of this course is:

1. To know various components and their functions in a railway track
2. To acquire design principles of geometrics in a railway track.
3. To know various techniques for the effective movement of trains.
4. To acquire design principles of airport geometrics and pavements.
5. To know the planning, construction and maintenance of Docks and Harbours.

Course Outcomes:

At the end of course, Student can

- a. Design geometrics in a railway track.
- b. Provide good transportation network
- c. Design airport geometrics and airfield pavements.
- d. Plan, construct and maintain Docks and Harbours.

SYLLABUS:**A.RAILWAY ENGINEERING****UNIT – I**

Components of Railway Engineering:Permanent way components – Railway Track Gauge - Cross Section of Permanent Way - Functions of various Components like Rails, Sleepers and Ballast –Rail Fastenings – Creep of Rails- Theories related to creep – Adzing of Sleepers- Sleeper density – Rail joints.

UNIT – II

Geometric Design of Railway Track:Alignment – Engineering Surveys - Gradients- Grade Compensation- Cant and Negative Super elevation- Cant Deficiency – Degree of Curve – safe speed on curves – Transition curve –

Compound curves – Reverse curves – Extra clearance on curves – widening of gauge on curves – vertical curves – cheek rails on curves.

UNIT – III

Turnouts & Controllers:Track layouts – Switches – Design of Tongue Rails – Crossings – Turnouts – Layout of Turnout – Double Turnout – Diamond crossing – Scissors crossing.

Signal Objectives – Classification – Fixed signals – Stop signals – Signalling systems – Mechanical signalling system – Electrical signalling system – System for Controlling Train Movement – Interlocking – Modern signalling Installations.

B.AIRPORT ENGINEERING

UNIT – IV

Airport Planning & Design:Airport Master plan – Airport site selection – Air craft characteristics – Zoning laws – Airport classification – Runway orientation – Wind rose diagram – Runway length – Taxiway design – Terminal area and Airport layout – Visual aids and Air traffic control.

UNIT – V

Runway Design:Various Design factors – Design methods for Flexible pavements – Design methods for Rigid pavements – LCN system of Pavement Design – Airfield Pavement Failures – Maintenance and Rehabilitation of Airfield pavements – Evaluation & Strengthening of Airfield pavements – Airport Drainage – Design of surface and subsurface drainage.

C.DOCKS & HARBOURS

UNIT – VI

Planning, Layout, Construction & Maintenance Of Docks & Harbours:Classification of ports – Requirement of a good port – classification of Harbours – Docks - Dry & wet docks – Transition sheds and workhouses – Layouts; Quays – construction of Quay walls – Wharves – Jetties – Tides - Tidal data and Analysis – Break waters – Dredging – Maintenance of Ports and Harbours – Navigational aids.

TEXT BOOKS:

1. Railway Engineering by Satish Chandra and Agarwal M.M., Oxford University Press, New Delhi
2. Airport Engineering by Khanna & Arora - Nemchand Bros, New Delhi.

3. Docks and Harbour Engineering by Bindra S.P. - Dhanpathi Rai & Sons, New Delhi.

REFERENCES:

1. 'Railway Engineering' by Saxena & Arora - Dhanpat Rai, New Delhi.
2. 'Transportation Engineering Planning Design' by Wright P.H. & Ashfort N.J. - John Wiley & Sons.
3. 'Airport Engineering' by Virendra Kumar, Dhanpat Rai Publishers, New Delhi.
4. 'Transportation Engineering' by Srinivasa Kumar R, University Press, Hyderabad
5. 'Highway, Railway, Airport and Harbour Engineering' by Subramanian KP, Scitech Publications (India) Pvt. Limited, Chennai.

III Year – II SEMESTER

T	P	C
3+1*	0	3

CE604- ENVIRONMENTAL ENGINEERING – I

Lecture :	3 hrs/Week	Internal Assessment :	Marks
Tutorial :	1 Hrs/Week	Semester End Examination :	Marks
Practical :	--	Credits :	3

Course Learning Objectives:

The course will address the following:

1. Outline planning and the design of water supply systems for a community/town/city.
2. Provide knowledge of water quality requirement for domestic usage
3. Impart understanding of importance of protection of water source quality and enlightens the efforts involved in converting raw water into clean potable water.
4. Selection of valves and fixture in water distribution systems.
5. Impart knowledge on design of water distribution network.

Course Outcomes:

Upon the successful completion of this course, the students will be able to:

- a. Plan and design the water and distribution networks and sewerage systems.
- b. Identify the water source and select proper intake structure.
- c. Characterisation of water .
- d. Select the appropriate appurtenances in the water supply .
- e. Selection of suitable treatment flow for raw water treatments.

SYLLABUS:**UNIT-I**

Introduction: Importance and Necessity of Protected Water Supply systems, Water borne diseases, Flow chart of public water supply system, Role of Environmental Engineer, Agency activities.

Water Demand and Quantity Estimation: Estimation of water demand for a town or city, Per capita Demand and factors influencing it - Types of water demands and its variations- factors affecting water demand, Design Period, Factors affecting the Design period, Population Forecasting.

UNIT-II

Sources of Water: Lakes, Rivers, Impounding Reservoirs, comparison of sources with reference to quality, quantity and other considerations- Capacity of storage reservoirs, Mass curve analysis. Groundwater sources of water: Types of water bearing formations, springs, Wells and Infiltration galleries, Yields from infiltration galleries.

Collection and Conveyance of Water: Factors governing the selection of the intake structure, Types of Intakes. Conveyance of Water: Gravity and Pressure conduits, Types of Pipes, Pipe Materials, Pipe joints, Design aspects of pipe lines, laying of pipe lines.

UNIT-III

Quality and Analysis of Water: Characteristics of water–Physical, Chemical and Biological–Analysis of Water – Physical, Chemical and Biological characteristics. Comparison of sources with reference to quality-I.S. Drinking water quality standards and WHO guidelines for drinking water

UNIT-IV

Treatment of Water: Flowchart of water treatment plant, Treatment methods: Theory and Design of Sedimentation, Coagulation, Sedimentation with Coagulation, Filtration.

UNIT-V

Disinfection: Theory of disinfection-Chlorination and other Disinfection methods, Softening of Water, Removal of color and odours - Iron and manganese removal –Adsorption-fluoridation and defluoridation–aeration–Reverse Osmosis-Iron exchange–Ultra filtration.

UNIT-VI

Distribution of Water: Requirements- Methods of Distribution system, Layouts of Distribution networks, Pressures in the distribution layouts, Analysis of Distribution networks: Hardy Cross and equivalent pipe methods -Components of Distribution system: valves such as sluice valves, air valves, scour valves and check valves, hydrants, and water meters–Laying and testing of pipe lines- selection of pipe materials, pipe joints.

TEXT BOOKS

1. Environmental Engineering – Howard S. Peavy, Donald R. Rowe, George George Tchobanoglus – Mc-Graw-Hill Book Company, New Delhi, 1985.

2. Elements of Environmental Engineering – K.N. Duggal, S. Chand & Company Ltd., New Delhi, 2012.

REFERENCES

3. Water Supply Engineering – Dr. P.N. Modi
4. Water Supply Engineering – B.C. Punmia
5. Water Supply and Sanitary Engineering – G.S.Birdie and J.S. Birdie
6. Environmental Engineering by D. Srinivasan, PHI Learning Private Limited, New Delhi, 2011.

III Year – II SEMESTER

T	P	C
3+1*	0	3

CE603-WATER RESOURCES ENGINEERING-I

Lecture :	3 hrs/Week	Internal Assessment :	Marks
Tutorial :	1 Hrs/Week	Semester End Examination :	Marks
Practical :	--	Credits :	3

Course Learning Objectives:

The course is designed to

1. Introduce hydrologic cycle and its relevance to Civil engineering.
2. Make the students understand physical processes in hydrology and, components of the hydrologic cycle.
3. Appreciate concepts and theory of physical processes and interactions.
4. Learn measurement and estimation of the components hydrologic cycle.
5. Provide an overview and understanding of Unit Hydrograph theory and its analysis.
6. Understand flood frequency analysis, design flood, flood routing.
7. Appreciate the concepts of groundwater movement and well hydraulics.

Course Outcomes

At the end of the course the students are expected to

- a. Have a thorough understanding of the theories and principles governing the hydrologic processes.
- b. Be able to quantify major hydrologic components and apply key concepts to several practical areas of engineering hydrology and related design aspects.
- c. Develop Intensity-Duration-Frequency and Depth-Area Duration curves to design hydraulic structures.
- d. Be able to develop design storms and carry out frequency analysis.
- e. Be able to determine storage capacity and life of reservoirs.
- f. Develop unit hydrograph and synthetic hydrograph.
- g. Be able to estimate flood magnitude and carry out flood routing.
- h. Be able to determine aquifer parameters and yield of wells.
- i. Be able to model hydrologic processes.

SYLLABUS:**UNIT I**

Introduction: Engineering hydrology and its applications, Hydrologic cycle, hydrological data-sources of data.

Precipitation: Types and forms, measurement, raingauge network, presentation of rainfall data, average rainfall, continuity and consistency of rainfall data, frequency of rainfall, Intensity-Duration-Frequency (IDF) curves, Depth-Area-Duration (DAD) curves, Probable Maximum Precipitation (PMP), design storm.

UNIT-II

Abstractions from Precipitation: Initial abstractions.

Evaporation: factors affecting, measurement, reduction

Evapotranspiration: factors affecting, measurement, control

Infiltration: factors affecting, Infiltration capacity curve, measurement, infiltration indices.

UNIT-III

Runoff : Catchment characteristics, Factors affecting runoff, components, computation- empirical formulae, tables and curves, stream gauging, rating curve, flow mass curve and flow duration curve.

Hydrograph analysis: Components of hydrograph, separation of base flow, effective rainfall hyetograph and direct runoff hydrograph, unit hydrograph, assumptions, derivation of unit hydrograph, unit hydrographs of different durations, principle of superposition and S-hydrograph methods, limitations and applications of unit hydrograph, synthetic unit hydrograph.

UNIT-IV

Floods: Causes and effects, frequency analysis- Gumbel's and Log-Pearson type III distribution methods, Standard Project Flood (SPF) and Probable Maximum Flood (MPF), flood control methods and management.

Flood Routing: Hydrologic routing, channel and reservoir routing- Muskingum and Puls methods of routing.

UNIT-V

Groundwater: Occurrence, types of aquifers, aquifer parameters, porosity, specific yield, permeability, transmissivity and storage coefficient, types of wells, Darcy's law, Dupuit's equation- steady radial flow to wells in confined and unconfined aquifers, yield of an open well-recuperation test.

UNIT VI

Advanced Topics in Hydrology: Rainfall-runoff Modelling, instantaneous unit hydrograph (IUH) - conceptual models - Clark and Nash models, general hydrological models- Chow - Kulandaiswamy model.

TEXT BOOKS:

1. 'Engineering Hydrology' by Subramanya, K, Tata Mc Graw-Hill Education Pvt. Ltd, (2013), New Delhi.
2. 'Engineering Hydrology' by Jayarami Reddy, P, Laxmi Publications Pvt. Ltd., (2013), New Delhi
3. 'Applied hydrology' by Chow V.T., D.R Maidment and L.W. Mays, Tata McGraw Hill Education Pvt. Ltd., (2011), New Delhi.
4. 'Engineering Hydrology' by Ojha C.S.P, R. Berndtsson and P. Bhunya, Oxford University Press, (2010).

REFERENCES:

1. 'Water Resources Engineering', Mays L.W, Wiley India Pvt. Ltd, (2013).
2. 'Hydrology' by Raghunath. H.M., New Age International Publishers, (2010).
3. 'Engineering Hydrology –Principles and Practice' by Ponce V.M., Prentice Hall International, (1994).
4. 'Hydrology and Water Resources Engineering' by Patra K.C., Narosa Publications, (2011).

III Year – II SEMESTER

T	P	C
3+1*	0	3

(Open Elective)**CE606 (a) - ENVIRONMENTAL POLLUTION AND CONTROL**

Lecture :	3 hrs/Week	Internal Assessment :	Marks
Tutorial :	1 Hrs/Week	Semester End Examination :	Marks
Practical :	--	Credits :	3

Course Learning Objectives:

The objective of this course is:

1. Impart knowledge on fundamental aspects of air pollution & control, noise pollution, and solid waste management.
2. Provide basic knowledge on sustainable development.
3. Introduces some basics of sanitation methods essential for protection of community health.
4. Differentiate the solid and hazardous waste based on characterization.

Course Learning Outcomes:

By the end of successful completion of this course, the students will be able to:

- a. Identify the air pollutant control devices
- b. Have knowledge on the NAAQ standards and air emission standards
- c. Differentiate the treatment techniques used for sewage and industrial wastewater treatment methods.
- d. Understand the fundamentals of solid waste management, practices adopted in his town/village and its importance in keeping the health of the city.
- e. Appreciate the methods of environmental sanitation and the management of community facilities without spread of epidemics.
- f. Appreciate the importance of sustainable development while planning a project or executing an activity.

SYLLABUS:**UNIT – I**

Air Pollution: Air pollution Control Methods–Particulate control devices – Methods of Controlling Gaseous Emissions – Air quality standards.

Noise Pollution: Noise standards, Measurement and control methods – Reducing residential and industrial noise – ISO14000.

UNIT –II

Industrial wastewater Management: – Strategies for pollution control - Volume and Strength reduction – Neutralization – Equalization – Proportioning – Common Effluent Treatment Plants - Recirculation of industrial wastes – Effluent standards.

UNIT – III

Solid Waste Management: solid waste characteristics – basics of on-site handling and collection – separation and processing - Incineration- Composting-Solid waste disposal methods – fundamentals of Land filling.

UNIT – IV

Environmental Sanitation: Environmental Sanitation Methods for Hostels and Hotels, Hospitals, Swimming pools and public bathing places, social gatherings (melas and fares), Schools and Institutions, Rural Sanitation-low cost waste disposal methods.

UNIT – V

Hazardous Waste: Characterization - Nuclear waste – Biomedical wastes – Electronic wastes - Chemical wastes – Treatment and management of hazardous waste-Disposal and Control methods.

UNIT- VI

Sustainable Development: Definition- elements of sustainable developments-Indicators of sustainable development- Sustainability Strategies- Barriers to Sustainability–Industrialization and sustainable development – Cleaner production in achieving sustainability- sustainable development.

TEXT BOOKS:

1. Environmental Engineering, by Ruth F. Weiner and Robin Matthews – 4th Edition Elsevier, 2003.
2. Environmental Science and Engineering by J.G. Henry and G.W. Heinke – Pearson Education.
3. Environmental Engineering by Mackenzie L Davis & David A Cornwell. McGraw Hill Publishing.

REFERENCES:

1. Air Pollution and Control by M.N. Rao & H.N. Rao
2. Solid Waste Management by K. Sasi Kumar, S.A. Gopi Krishna. PHI New Delhi.
3. Environmental Engineering by Gerard Kiley, Tata McGraw Hill.
4. Environmental Sanitation by KVSG Murali Krishna, Reem Publications, New Delhi.
5. Industrial Water Pollution Control by Nemerow Jr., McGraw Hill Publishing.
6. Unit Operations and Processes in Environmental Engineering by Reynolds. Richard – Cengage Learning.
7. Environmental Engineering by D. Srinivasan, PHI Learning Private Limited, New Delhi, 2011.
8. Environmental Engineering – Howard S. Peavy, Donald R. Rowe, Teorge George Tchobanoglus – Mc-Graw-Hill Book Company, New Delhi, 1985.

CE606 (b) - DISASTER MANAGEMENT**(Open Elective)**

Lecture :	3 hrs/Week	Internal Assessment :	Marks
Tutorial :	1 Hrs/Week	Semester End Examination :	Marks
Practical :	--	Credits :	3

Course Learning Objectives:

The objective of this course is:

1. Develop an understanding of why and how the modern disaster manager is involved with pre-disaster and post-disaster activities.
2. Develop an awareness of the chronological phases of natural disaster response and refugee relief operations. Understand how the phases of each are parallel and how they differ.
3. Understand the 'relief system' and the 'disaster victim.'
4. Describe the three planning strategies useful in mitigation.
5. Identify the regulatory controls used in hazard management.
6. Describe public awareness and economic incentive possibilities.
7. Understand the tools of post-disaster management.

Course Outcomes:

Upon the successful completion of this course, the students will be able to:

- a. Affirm the usefulness of integrating management principles in disaster mitigation work
- b. Distinguish between the different approaches needed to manage pre-during and post- disaster periods
- c. Explain the process of risk management
- d. Relate to risk transfer

SYLLABUS:**UNIT-I**

Natural Hazards And Disaster Management: Introduction of DM – Inter disciplinary -nature of the subject– Disaster Management cycle – Five priorities for action. Case study methods of the following: floods, draughts – Earthquakes – global warming, cyclones & Tsunamis – Post Tsunami hazards along the Indian coast – landslides.

UNIT-III

Man Made Disastar And Their Management Along With Case Study Methods Of The Following: Fire hazards – transport hazard dynamics –

solid waste management – post disaster – bio terrorism -threat in mega cities, rail and air craft's accidents, and Emerging infectious diseases & Aids and their management.

UNIT-III

Risk And Vulnerability: Building codes and land use planning – social vulnerability – environmental vulnerability – Macroeconomic management and sustainable development, climate change risk rendition – financial management of disaster – related losses.

UNIT-IV

Role Of Technology In Disaster Managements: Disaster management for infra structures, taxonomy of infra structure – treatment plants and process facilities-electrical substations- roads and bridges- mitigation programme for earth quakes –flowchart, geospatial information in agriculture drought assessment-multimedia technology in disaster risk management and training-transformable indigenous knowledge in disaster reduction.

UNIT-V

Education And Community Preparedness: Education in disaster risk reduction-Essentials of school disaster education-Community capacity and disaster resilience-Community based disaster recovery –Community based disaster management and social capital-Designing resilience- building community capacity for action.

UNIT-VI

Multi-sectional Issues: Impact of disaster on poverty and deprivation-Climate change adaptation and human health -Exposure , health hazards and environmental risk-Forest management and disaster risk reduction.- Institutional capacity in disaster management -The Red cross and red crescent movement.-Corporate sector and disaster risk reduction-A community focused approach.

TEXT BOOKS:

1. 'Disaster Management – Global Challenges and Local Solutions' by Rajib shah & R R Krishnamurthy(2009),Universities press.
2. 'Disaster Science & Management' by Tushar Bhattacharya, Tata McGraw Hill Education Pvt. Ltd., New Delhi.
3. 'Disaster Management – Future Challenges and Opportunities' by Jagbir Singh (2007), I K International Publishing House Pvt. Ltd.

REFERENCE BOOKS:

1. 'Disaster Management' edited by H K Gupta (2003),Universities press.

CE606 (c) -INDUSTRIAL WATER & WASTE WATER MANAGEMENT

(Open Elective)

Lecture :	3 hrs/Week	Internal Assessment :	Marks
Tutorial :	1 Hrs/Week	Semester End Examination :	Marks
Practical :	--	Credits :	3

Course Learning Objectives:

The course will address the following:

1. Enables the student to distinguish between the quality of domestic and industrial water requirements and wastewater quantity generation.
2. To impart knowledge on selection of treatment methods for industrial wastewater.
3. To know the common methods of treatment in different industries.
4. To acquire knowledge on operational problems of common effluent treatment plant.

Course Outcomes:

Upon the successful completion of this course, the students will be able to:

- a. Suggest treatment methods for any industrial wastewater.
- b. Learn the manufacturing process of various industries.
- c. Student will be in a position to decide the need of common effluent treatment plant for the industrial area in their vicinity.

SYLLABUS:

UNIT – I

Industrial water Quantity and Quality requirements: Boiler and cooling waters–Process water for Textiles, Food processing, Brewery Industries, power plants, fertilizers, sugar mills.

UNIT – II

Miscellaneous Treatment: Use of Municipal wastewater in Industries – Advanced water treatment - Adsorption, Reverse Osmosis, Ion Exchange, Ultra filtration, Freezing, elutriation, Removal of Iron and Manganese, Removal of Colour and Odour.

UNIT – III

Basic theories of Industrial Wastewater Management: Industrial waste survey - Measurement of industrial wastewater Flow-generation rates – Industrial wastewater sampling and preservation of samples for analysis -

Wastewater characterization-Toxicity of industrial effluents-Treatment of wastewater-unit operations and processes-Volume and Strength reduction – Neutralization – Equalization and proportioning- recycling, reuse and resources recovery.

UNIT – IV

Industrial wastewater disposal management: discharges into Streams, Lakes and oceans and associated problems, Land treatment - Common Effluent Treatment Plants: advantages and suitability, Limitations and challenges- Recirculation of Industrial Wastes- Effluent Disposal Method.

UNIT – V

Process and Treatment of specific Industries-1: Manufacturing Process and origin, characteristics, effects and treatment methods of liquid waste from Steel plants, Fertilizers, Textiles, Paper and Pulp industries, Oil Refineries, Coal and Gas based Power Plants.

UNIT – VI

Process and Treatment of specific Industries-2: Manufacturing Process and origin, characteristics, effects and treatment methods of liquid waste from Tanneries, Sugar Mills, Distillers, Dairy and Food Processing industries, Pharmaceutical Plants.

Text book

1. Wastewater Treatment by M.N. Rao and A.K. Dutta, Oxford & IBH, New Delhi.
2. Industrial Wastewater Treatment by KVSG Murali Krishna.
3. Industrial Wastewater treatment by A.D. Patwardhan, PHI Learning, Delhi.
4. Wastewater Treatment for Pollution Control and Reuse, by Soli. J Arceivala, Shyam R Asolekar, Mc-Graw Hill, New Delhi; 3rd Edition.

References

1. Industrial Water Pollution Control by W. Wesley Eckenfelder, Mc-GrawHill, Third Edition
2. Wastewater Engineering by Metcalf and Eddy Inc., Tata McGrawhill Co., New Delhi
3. Wastewater Treatment- Concepts and Design Approach by G.L. Karia & R.A. Christian, Prentice Hall of India.
4. Unit Operations and Processes in Environmental Engineering by Reynolds. Richard, Cengage Learning.

CE606 (d) - ARCHITECTURE AND TOWN PLANNING**(Open Elective)**

Lecture :	3 hrs/Week	Internal Assessment :	Marks
Tutorial :	1 Hrs/Week	Semester End Examination :	Marks
Practical :	--	Credits :	3

Course Learning Objectives:

The objective of this course is:

1. Initiating the students to different architectures of the world. The distinctions between the eastern and western architecture styles are focused.
2. The salient features of Egyptian, Greek, Roman, Indian Vedic, Indus valley civilization, Buddhist, Hindu and Indo-Sarsanic Architecture are introduced.
3. Architectural design concepts, principles of planning and composition are imparted.
4. To enable the student to understand town planning from ancient times to modern times.
5. To impart the concepts of town planning standards, land scaping and expansion of towns.

Course Outcomes:

Upon the successful completion of this course:

- a. The student should be able to distinguish architectural styles of eastern and western world.
- b. The student should understand the importance of Orders of architecture.
- c. Should be able to compose spaces of buildings using design concepts, planning principles.
- d. Should understand the town planning standards, landscaping features and regulations controlling expansion of the towns and the cities.

SYLLABUS:**UNIT – I**

History of Architecture: Western Architecture: Egyptian, Greek, Roman Architectures- Orders. Indian Architecture: Vedic age, Indus valley civilization– Buddhist period: Stambas, Stupa, Toranas, Chaityas, Viharas – Hindu temples: Dravidian and Indo Aryan Styles-Temple of Aihole,

Madurai, Bhuvaneshwar, Mount Abu. Indo Sarsanic (Islamic) Architecture: Mosque - Palace - Fort - Tomb.

UNIT – II

Architectural Design: Principles of designing – Composition of Plan – relationship between plan and elevation- building elements, form, surface texture, mass, line, color, tone- Principles of Composition: Unity, contrast, proportion, scale, balance, circulation, rhythm, character, expression.

UNIT - III

Principles of Planning: Principles of planning a residence- site selection, site orientation- aspect, prospect, grouping, circulation, privacy, furniture requirements, services and other factors.

Post-classic Architecture: Introduction of post-classic architecture- contribution of eminent architects to modern period-Edward Lutyens, Le Corbusier, Frank Lloyd Wright, Walter Groping.

UNIT – IV

Histoical Back Ground of Town Planning: Town planning in India – Town plans of mythological Manasa-Town plans of ancient towns: Harappa, Mohenjodaro, Pataliputra, Delhi, Acropolis (Greece), Jerusalem, Mecca, Rome, London.

UNIT – V

Modern Town Planning: Zoning- Roads and road traffic- Housing- Slums, Parks, Play grounds- Public Utility Services- Surveys and maps for planning- Neighborhood Planning.

Standards of Town planning: Planning new towns, planning standards and specifications, national and regional planning, town planning and legislation- planning regulations and limitations.

UNIT – VI

Land Scaping and Expansion of Towns: Land scaping for the towns, horizontal and vertical expansion of towns- garden cities, satellite towns- floating towns- sky scrapers-pyramidal cities.

TEXTBOOKS:

1. 'The great ages of World Architecture' by G.K. Hiraskar.
2. 'Planning and Design of Buildings by Section of Architecture' by Y. S. Sane.

3. 'Professional Practice' by G.K.Krishnamurthy, S.V.Ravindra, PHI Learning, New Delhi.
4. 'Indian Architecture – Vol. I & II' by Percy Brown, Taraporevala Publications, Bombay.
5. 'Fundamentals of Town Planning' by G.K. Haraskar.

REFERENCES:

1. 'Drafting and Design for Architecture' by Hepler, Cengage Learning
2. 'Architect's Portable Handbook' by John Patten Guthrie – Mc Graw Hill International Publications.
3. 'Modern Ideal Homes for India' by R. S. Deshpande.
4. 'Town and County Planning' by A.J.Brown and H.M.Sherrard.
5. 'Town Design' by Federik Glbbard, Architectural press, London.

CE606 (e) - FINITE ELEMENT METHOD**(Open Elective)**

Lecture :	3 hrs/Week	Internal Assessment :	Marks
Tutorial :	1 Hrs/Week	Semester End Examination :	Marks
Practical :	--	Credits :	3

Course Learning Objectives:

The objective of this course is:

1. Equip the students with the fundamentals of Finite Element Analysis
2. Enable the students to formulate the design problems into FEA.
3. Enable the students to solve Boundary value problems using FEM.

Course Outcomes:

Upon completion of the course, the student will be able to

- a. Solve simple boundary value problems using Numerical technique of Finite element method.
- b. Develop finite element formulation of one and two dimensional problems and solve them.
- c. Assemble Stiffness matrices, Apply boundary conditions and solve for the displacements.
- d. Compute Stresses and Strains and interpret the result.

SYLLABUS:**UNIT-I**

Introduction: Review of stiffness method- Principle of Stationary potential energy-Potential energy of an elastic body- Rayleigh-Ritz method of functional approximation.

UNIT-II

Principles of Elasticity- Equilibrium Equations- Strain Displacement relationships- Constitutive relationship for plane stress, plane strain and axi symmetric bodies of revolution with axi symmetric loading.

UNIT-III

Finite Element formulation of truss element: Stiffness matrix- properties of stiffness matrix –Selection of approximate displacement functions- solution of a plane truss- transformation matrix- Galerkin’s method for 1-D truss – Computation of stress in a truss element.

UNIT-IV

Finite element formulation of Beam elements: Beam stiffness- assemblage of beam stiffness matrix- Examples on Analysis of beams Subjected to Concentrated and Distributed loading.

UNIT-V

Finite element formulation for plane stress and plane strain problems- Derivation of CST and LST stiffness matrix and equations-treatment of body and surface forces

UNIT-VI

Iso-parametric Formulation: An isoparametric bar element- plane bilinear isoparametric element – quadratic plane element - shape functions, evaluation of stiffness matrix, consistent nodal load vector - Gauss quadrature for performing numerical integrations.

TEXT BOOKS

1. 'A first course in the Finite Element Method' by Daryl L. Logan, Thomson Publications.
2. 'Introduction to Finite Elements in Engineering' by Tirupati R. Chandrupatla, Ashok D. Belgundu, PHI publications.
3. 'Introduction to Finite Element Method' by Desai & Abel CBS Publications.

REFERENCES:

1. 'Concepts and applications of Finite Element Analysis' by Robert D. Cook, Michael E Plesha, John Wiley & sons Publications.
2. 'Text book of Finite Element Analysis' by P. Seshu, Prentice Hall of India.

CE606 (f) - GREEN TECHNOLOGIES**(Open Elective)**

Lecture :	3 hrs/Week	Internal Assessment :	Marks
Tutorial :	1 Hrs/Week	Semester End Examination :	Marks
Practical :	--	Credits :	3

Course Learning Objectives:

The objective of this course is:

1. To present different concepts of green technologies.
2. To acquire principles of Energy efficient technologies.
3. To impart knowledge on the methods of reducing CO₂ levels in atmosphere.
4. To gain knowledge of the importance of life cycle assessment
5. To learn the importance of green fuels and its impact on environment.

Course Learning Outcomes

Upon successful completion of this course, the students will be able to:

- a. Enlist different concepts of green technologies in a project
- b. Understand the principles of Energy efficient technologies
- c. Estimate the carbon credits of various activities
- d. Identify the importance of life cycle assessment
- e. Recognize the benefits of green fuels with respect to sustainable development.

SYLLABUS:**UNIT- I**

Introduction : Green Technology – definition- Importance – Historical evolution – advantages and disadvantages of green technologies-factors affecting green technologies- Role of Industry, Government and Institutions – Industrial Ecology – role of industrial ecology in green technology.

UNIT- II

Cleaner Production (CP): Definition – Importance – Historical evolution - Principles of Cleaner Production–Benefits–Promotion – Barriers – Role of Industry, Government and Institutions – clean development mechanism, reuse, recovery, recycle, raw material substitution-Wealth from waste, case studies.

UNIT- III

Cleaner Production Project Development and Implementation: Overview of CP Assessment Steps and Skills, Process Flow Diagram, Material Balance,

CP Option Generation – Technical and Environmental Feasibility analysis – Economic valuation of alternatives - Total Cost Analysis – CP Financing – Preparing a Program Plan – Measuring Progress- ISO 14000.

UNIT- IV

Pollution Prevention and Cleaner Production Awareness Plan – Waste audit – Environmental Statement, carbon credit, carbon sequestration, carbon trading, Life Cycle Assessment - Elements of LCA – Life Cycle Costing – Eco Labelling.

UNIT -V

Availability and need of conventional energy resources, major environmental problems related to the conventional energy resources, future possibilities of energy need and availability. Non-conventional energy sources: Solar Energy-solar energy conversion technologies and devices, their principles, working and application.

UNIT- VI

Green Fuels – Definition-benefits and challenges – comparison of green fuels with conventional fossil fuels with reference to environmental, economical and social impacts- public policies and market-driven initiatives.

Biomass energy: Concept of biomass energy utilization, types of biomass energy, conversion processes, Wind Energy, energy conversion technologies, their principles, equipment and suitability in Indian context; tidal and geothermal energy.

TEXT BOOKS:

REFERENCES:

1. 'Pollution Prevention: Fundamentals and Practice' by Paul L Bishop (2000), McGraw Hill International.
2. 'Pollution Prevention and Abatement Handbook – Towards Cleaner Production' by World Bank Group (1998), World Bank and UNEP, Washington D.C.
3. 'Cleaner Production Audit' by Prasad Modak, C.Visvanathan and Mandar Parasnis (1995), Environmental System Reviews, No.38, Asian Institute of Technology, Bangkok
4. 'Handbook of Organic Waste Conversion' by Bewik M.W.M.
5. 'Energy, The Solar Hydrogen Alternative' by Bokris J.O.
6. 'Non-conventional Energy Sources' by Rai G.D.
7. 'Solar Energy' by Sukhatme S.P.
8. 'Waste Energy Utilization Technology' by Kiang Y. H.

III Year – II SEMESTER	T	P	C
	0	3	2

CE607-COMPUTER AIDED ENGINEERING DRAWING

Lecture :	--	Internal Assessment :	Marks
Tutorial :	--	Semester End Examination :	Marks
Practical :	3 hrs/Week	Credits :	2

Course Objectives:

The objective of this course is:

- To enhance the students knowledge and skills in engineering drawing
- To introduce computer aided drafting packages and commands for modeling and sketching.
- To learn surface modeling techniques required designing and machining
- To draw the geometric entities and create 2D and 3D wire frame models.
- To learn various modelling techniques such as edit, zoom, cross hatching, pattern filling, rotation, etc.

Course outcomes:

Up on completion of the course, the student shall be able to :

- 1) Understand the paper –space environment thoroughly
- 2) Develop the components using 2D and 3D wire frame models through various editing commands.
- 3) Generate assembly of various components of compound solids.

UNIT-I

Objective: The knowledge of projections of solids is essential in 3D modelling and animation. The student will be able to draw projections of solids. The objective is to enhance the skills they already acquired in their earlier course in drawing of projection and sections of solids.

Projections Of Planes & Solids : Projections of Regular Solids inclined to both planes – Auxiliary Views. Sections and Sectional views of Right Regular Solids – Prism, Cylinder, Pyramid, Cone – Auxiliary views.

UNIT-II

Objective: The knowledge of development of surfaces of solids is required in designing and manufacturing of the objects. Whenever two or more solids combine, a definite curve is seen at their intersection. The intersection of

solids also plays an important role in designing and manufacturing. The objective is to impart this knowledge through this topic.

Development And Interpenetration Of Solids: Development of Surfaces of Right Regular Solids – Prisms, Cylinder, Pyramid Cone and their parts.

Interpenetration of Right Regular Solids – Intersection of Cylinder Vs Cylinder, Cylinder Vs Prism, Cylinder Vs Cone.

UNIT-III

Objective: Isometric projections provide a pictorial view with a real appearance. Perspective views provides a realistic 3D View of an object. The objective is to make the students learn the methods of Iso and Perspective views.

Isometric Projections : Principles of Isometric Projection – Isometric Scale – Isometric Views

– Conventions – Isometric Views of Lines, Plane Figures, Simple and Compound Solids – Isometric Projection of objects having non- isometric lines. Isometric Projection of Spherical Parts.

Transformation of Projections: Conversion of Isometric Views to Orthographic Views – Conventions.

Perspective Projections: Perspective View: Points, Lines, Plane Figures and Simple Solids, Vanishing Point Methods (General Method only).

PART- B COMPUTER AIDED DRAFTING

UNIT- IV

Introduction To Computer Aided Drafting: Generation of points, lines, curves, polygons, dimensioning. Types of modelling: object selection commands – edit, zoom, cross hatching, pattern filling, utility commands, 2D wire frame modelling, 3D wire frame modelling.

UNIT -V

Objective: By going through this topic the student will be able to understand the paper-space environment thoroughly.

View Points And View Ports: view point coordinates and view(s) displayed, examples to exercise different options like save, restore, delete, joint, single option.

UNIT -VI

Computer Aided Solid Modelling: Isometric projections, orthographic projections of isometric projections, Modelling of simple solids, Modelling of Machines & Machine Parts.

TEXT BOOKS :

1. Engineering Graphics, K.C. John, PHI Publications.
2. Engineering drawing by N.D Bhatt, Charotar publications.

REFERENCES:

1. Mastering Auto CAD 2013 and Auto CAD LT 2013 – George Omura, Sybex.
2. Auto CAD 2013 fundamentals- Elisemoss, SDC Publ.
3. Engineering Drawing and Graphics using Auto Cad–T Jeyapoovan, vikas
4. Engineering Drawing + AutoCAD – K Venugopal, V. Prabhu Raja, New Age.
5. Engineering Drawing – RK Dhawan, S Chand
6. Engineering Drawing – MB Shaw, BC Rana, Pearson
7. Engineering Drawing – KL Narayana, P Kannaiah, Scitech
8. Engineering Drawing – Agarwal and Agarwal, Mc Graw Hill
9. Engineering Graphics – PI Varghese, Mc Graw Hill
10. Text book of Engineering Drawing with auto-CAD, K.Venkata Reddy/B.S . Publications.

Internal Evaluation: Max. Marks: 30

The total internal evaluation marks are distributed in following two components:

1. Day-to-day work : 20 marks
2. Internal test : 10 marks

I Mid (Internal Test 1) Examination Part A - Conventional drawing
Exam II Mid (Internal Test 2) Examination Part B - In Computer Lab

(Note: The duration of the internal test is 2 hours and it must be conducted as per the schedules notified. The internal test may be conducted for 40 marks and it may be reduced to 10 marks).

End Semester Examination (Total Duration: 4 Hours, Max. Marks: 70)

PART A – Conventional drawing pattern (Duration: 2 Hours, Marks: 35)

PART B – Computer lab pattern using any drafting packages (Duration: 2 Hours, Marks: 35)

(Note: both PART A and PART B are compulsory and are to be conducted in separate sessions)

Since the pattern of the internal and external examination is not specified in the R13 academic regulation, it is requested that the above pattern may be approved.

III Year – II SEMESTER**T P C**
0 3 2**CE608-TRANSPORTATION ENGINEERING LAB**

Lecture :	--	Internal Assessment :	25 Marks
Tutorial :	--	Semester End Examination :	50 Marks
Practical :	3 hrs/week	Credits :	2

Course Learning Objectives:

The objective of this course is:

1. To test crushing value, impact resistance, specific gravity and water absorption, percentage attrition, percentage abrasion, flakiness index and elongation index for the given road aggregates.
2. To know penetration value, ductility value, softening point, flash and fire point, viscosity and stripping for the given bitumen grade.
3. To test the stability for the given bitumen mix.
4. To carry out surveys for traffic volume, speed and parking.

Course outcomes:

- a. Ability to test aggregates and judge the suitability of materials for the road construction
- b. Ability to test the given bitumen samples and judge their suitability for the road construction
- c. Ability to obtain the optimum bitumen content for the mix design
- d. Ability to determine the traffic volume, speed and parking characteristics.

SYLLABUS:**I. ROAD AGGREGATES:**

1. Aggregate Crushing value
2. Aggregate Impact Test.
3. Specific Gravity and Water Absorption.
4. Attrition Test
5. Abrasion Test.
6. Shape tests

II. BITUMINOUS MATERIALS:

1. Penetration Test.
2. Ductility Test.
3. Softening Point Test.
4. Flash and fire point tests.
5. Stripping Test
6. Viscosity Test.

III. BITUMINOUS MIX:

1. Marshall Stability test.

IV. TRAFFIC SURVEYS:

1. Traffic volume study at mid blocks.
2. Traffic Volume Studies (Turning Movements) at intersection.
3. Spot speed studies.
4. Parking study.

V. DESIGN & DRAWING:

1. Earthwork calculations for road works.
2. Drawing of road cross sections.
3. Rotors intersection design.

LIST OF EQUIPMENT:

1. Apparatus for aggregate crushing test.
2. Aggregate Impact testing machine
3. Pycnometers.
4. Los angles Abrasion test machine
5. Deval's Attrition test machine
6. Length and elongation gauges
7. Bitumen penetration test setup.
8. Bitumen Ductility test setup.
9. Ring and ball apparatus
10. Viscometer.
11. Marshal Mix design apparatus.
12. Enoscope for spot speed measurement.
13. Stop Watches

TEXT BOOKS:

1. 'Highway Material Testing Manual' by S.K. Khanna, C.E.G Justo and A.Veeraraghavan, Neam Chan Brothers New Chand Publications, New Delhi.

REFERENCE BOOKS:

1. IRC Codes of Practice
2. Asphalt Institute of America Manuals
3. Code of Practice of B.I.S.
