


**ACADEMIC REGULATIONS
COURSE STRUCTURE
AND
DETAILED SYLLABUS**

CIVIL ENGINEERING

For

B.Tech., FOUR YEAR DEGREE COURSE

(Applicable for the batches admitted from 2013-14)



**JAWAHARLAL NEHRU TECHNOLOGICAL
UNIVERSITY KAKINADA
KAKINADA – 533003, ANDHRA PRADESH, INDIA.**

Academic Regulations (R13) for B. Tech. (Regular)

Applicable for the students of B. Tech. (Regular) from the Academic Year 2013-14 onwards

1. Award of B. Tech. Degree

A student will be declared eligible for the award of B. Tech. Degree if he fulfils the following academic regulations :

1. A student shall be declared eligible for the award of the B. Tech Degree, if he pursues a course of study in not less than four and not more than eight academic years.
2. The candidate shall register for 180 credits and secure all the 180 credits.

2. Courses of study

The following courses of study are offered at present as specializations for the B. Tech. Courses :

S.No.	Branch
01	Electronics and Communication Engineering
02	Electrical and Electronics Engineering
03	Civil Engineering
04	Mechanical Engineering
05	Computer Science and Engineering
06	Petro Chemical Engineering
07	Information Technology
08	Chemical Engineering
09	Electronics and Instrumentation Engineering
10	Bio-Medical Engineering
11	Aeronautical Engineering
12	Automobile Engineering
13	Bio Technology
14	Electronics and Computer Engineering
15	Mining Engineering
16	Petroleum Engineering
17	Metallurgical Engineering
18	Agricultural Engineering

3. **Distribution and Weightage of Marks**

- (i) The performance of a student in each semester shall be evaluated subject – wise with a maximum of 100 marks for theory subject and 75 marks for practical subject. The project work shall be evaluated for 200 marks.
- (ii) For theory subjects the distribution shall be 30 marks for Internal Evaluation and 70 marks for the End - Examinations.
- (iii) For theory subjects, during the semester there shall be 2 tests. The weightage of Internal marks for 30 consists of Descriptive – 15, Assignment - 05 (Theory, Design, Analysis, Simulation, Algorithms, Drawing, etc. as the case may be) Objective -10 (Conducted at College level with 20 Multiple choice question with a weightage of ½ Mark each). The objective examination is for 20 minutes duration. The subjective examination is for 90 minutes duration conducted for 15 marks. Each subjective type test question paper shall contain **3 questions** and all questions need to be answered. The Objective examination conducted for 10 marks and subjective examination conducted for 15 marks are to be added to the assignment marks of 5 for finalizing internal marks for 30. The best of the two tests will be taken for internal marks. As the syllabus is framed for 6 units, the 1st mid examination (both Objective and Subjective) is conducted in 1-3 units and second test in 4-6 units of each subject in a semester.
- (iv) The end semester examination is conducted covering the topics of all Units for 70 marks. Part – A contains a mandatory question (Brainstorming / Thought provoking / case study) for 22 marks. Part – B has 6 questions (One from each Unit). The student has to answer 3 out of 6 questions in Part – B and carries a weightage of 16 marks each.
- (v) For practical subjects there shall be continuous evaluation during the semester for 25 internal marks and 50 end examination marks. The internal 25 marks shall be awarded as follows: day to day work - 10 marks, Record-5 marks and the remaining 10 marks to be awarded by conducting an internal laboratory test. The end examination shall be conducted by the teacher concerned and external examiner.
- (vi) For the subject having design and / or drawing, (such as Engineering Graphics, Engineering Drawing, Machine Drawing) and estimation, the distribution shall be 30 marks for internal evaluation (20 marks for day – to – day work, and 10 marks for internal tests) and 70 marks for end examination. There shall be two internal tests in a Semester and the better of the two shall be considered for the award of marks for internal tests.

- (vii) For the seminar, the student shall collect the information on a specialized topic and prepare a technical report, showing his understanding over the topic, and submit to the department, which shall be evaluated by the Departmental committee consisting of Head of the department, seminar supervisor and a senior faculty member. The seminar report shall be evaluated for 50 marks. There shall be no external examination for seminar.
- (viii) Out of a total of 200 marks for the project work, 60 marks shall be for Internal Evaluation and 140 marks for the End Semester Examination. The End Semester Examination (Viva – Voce) shall be conducted by the committee. The committee consists of an external examiner, Head of the Department and Supervisor of the Project. The evaluation of project work shall be conducted at the end of the IV year. The Internal Evaluation shall be on the basis of two seminars given by each student on the topic of his project and evaluated by an internal committee.
- (ix) Laboratory marks and the internal marks awarded by the College are not final. The marks are subject to scrutiny and scaling by the University wherever felt desirable. The internal and laboratory marks awarded by the College will be referred to a Committee. The Committee shall arrive at a scaling factor and the marks will be scaled as per the scaling factor. The recommendations of the Committee are final and binding. The laboratory records and internal test papers shall be preserved in the respective departments as per the University norms and shall be produced to the Committees of the University as and when they ask for.

4. Attendance Requirements

1. A student is eligible to write the University examinations if he acquires a minimum of 75% of attendance in aggregate of all the subjects.
2. Condonation of shortage of attendance in aggregate up to 10% (65% and above and below 75%) in each semester may be granted by the College Academic Committee
3. Shortage of Attendance below 65% in aggregate shall not be condoned.
4. A student who is short of attendance in semester may seek re-admission into that semester when offered within 4 weeks from the date of the commencement of class work.
5. Students whose shortage of attendance is not condoned in any semester are not eligible to write their end semester examination of that class.

6. A stipulated fee shall be payable towards condonation of shortage of attendance.
7. A student will be promoted to the next semester if he satisfies the (i) attendance requirement of the present semester and (ii) credits.
8. If any candidate fulfills the attendance requirement in the present semester, he shall not be eligible for readmission into the same class.

5. Minimum Academic Requirements

The following academic requirements have to be satisfied in addition to the attendance requirements mentioned in item no. 4.

- 5.1 A student is deemed to have satisfied the minimum academic requirements if he has **earned the credits allotted to each theory/practical design/drawing subject/project and secures not less than 35% of marks in the end semester exam, and minimum 40% of marks in the sum total of the internal marks and end semester examination marks.**
- 5.2 A student shall be promoted from first year to second year if he fulfills the minimum attendance requirement.
- 5.3 A student will be **promoted from II year to III year** if he fulfills the academic requirement of **40% of the credits up to II year I semester from all the examinations, whether or not the candidate takes the examinations and secures prescribed minimum attendance in II year II semester.**
- 5.4 A student shall be **promoted from III year to IV year** if he fulfills the academic requirements of **40% of the credits up to III year I semester from all the examinations, whether or not the candidate takes the examinations and secures prescribed minimum attendance in III year II semester.**
- 5.5 A student shall register and put up minimum attendance in all 180 credits and earn all 180 credits. **Marks obtained in all the 180 credits shall be considered for the calculation of percentage of marks.**

6. Course pattern

1. The entire course of study is for four academic years, all the years are on semester pattern.
2. A student eligible to appear for the end semester examination in a subject, but absent from it or has failed in the end semester examination, may write the exam in that subject when conducted next.

3. When a student is detained for lack of credits / shortage of attendance, he may be re-admitted into the same semester / year in which he has been detained. However, the academic regulations under which he was first admitted shall continue to be applicable to him.

7. **Award of Class**

After a student has satisfied the requirements prescribed for the completion of the program and is eligible for the award of B. Tech. Degree, he shall be placed in one of the following four classes:

Class Awarded	% of marks to be secured	From the aggregate marks secured from 180 Credits.
First Class with Distinction	70% and above	
First Class	Below 70 but not less than 60%	
Second Class	Below 60% but not less than 50%	
Pass Class	Below 50% but not less than 40%	

The marks obtained in internal evaluation and end semester examination shall be shown separately in the memorandum of marks.

8. **Minimum Instruction Days**

The minimum instruction days for each semester shall be 90 working days.

9. There shall be no branch transfers after the completion of the admission process.
10. There shall be no transfer from one college/stream to another within the Constituent Colleges and Units of Jawaharlal Nehru Technological University Kakinada.

11. **WITHHOLDING OF RESULTS**

If the student has not paid the dues, if any, to the university or if any case of indiscipline is pending against him, the result of the student will be withheld. His degree will be withheld in such cases.

12. **TRANSITORY REGULATIONS**

1. Discontinued or detained candidates are eligible for readmission as and when next offered.
2. In case of transferred students from other Universities, the credits shall be transferred to JNTUK as per the academic regulations and course structure of the JNTUK.

13. **General**

1. Wherever the words “he”, “him”, “his”, occur in the regulations, they include “she”, “her”, “hers”.
2. The academic regulation should be read as a whole for the purpose of any interpretation.
3. In case of any doubt or ambiguity in the interpretation of the above rules, the decision of the Vice-Chancellor is final.
4. The University may change or amend the academic regulations or syllabi at any time and the changes or amendments made shall be applicable to all the students with effect from the dates notified by the University.
5. The students seeking transfer to colleges affiliated to JNTUK from various other Universities/ Institutions have to pass the failed subjects which are equivalent to the subjects of JNTUK, and also pass the subjects of JNTUK on their own without the right to sessional marks which the candidates have not studied at the earlier Institution.

* * * *

Academic Regulations (R13) for B. Tech. (Lateral entry Scheme)

Applicable for the students admitted into II year B. Tech. from the Academic Year 2014-15 onwards

1 Award of B. Tech. Degree

A student will be declared eligible for the award of B. Tech. Degree if he fulfils the following academic regulations:

- 1.1 A student shall be declared eligible for the award of the B. Tech Degree, if he pursues a course of study in not less than three academic years and not more than six academic years.
- 1.2 The candidate shall register for 132 credits and secure all the 132 credits.

2. The attendance regulations of B. Tech. (Regular) shall be applicable to B.Tech.

3. Promotion Rule

A student shall be promoted from second year to third year if he fulfills the minimum attendance requirement.

A student shall be promoted from III year to IV year if he fulfils the academic requirements of 40% of the credits up to III year I semester from all the examinations, whether or not the candidate takes the examinations and secures prescribed minimum attendance in III year II semester.

4. Award of Class

After a student has satisfied the requirement prescribed for the completion of the program and is eligible for the award of B. Tech. Degree, he shall be placed in one of the following four classes:

Class Awarded	% of marks to be secured	From the aggregate marks secured from 132 Credits from II year to IV year.
First Class with Distinction	70% and above	
First Class	Below 70% but not less than 60%	
Second Class	Below 60% but not less than 50%	
Pass Class	Below 50% but not less than 40%	

The marks obtained in the internal evaluation and the end semester examination shall be shown separately in the marks memorandum.

5. All the other regulations as applicable to **B. Tech. 4-year degree course (Regular)** will hold good for **B. Tech. (Lateral Entry Scheme)**.

MALPRACTICES RULES

Disciplinary Action for / Improper Conduct in Examinations

	Nature of Malpractices / Improper conduct	Punishment
	<i>If the candidate:</i>	
1. (a)	Possesses or keeps accessible in examination hall, any paper, note book, programmable calculators, Cell phones, pager, palm computers or any other form of material concerned with or related to the subject of the examination (theory or practical) in which he is appearing but has not made use of (material shall include any marks on the body of the candidate which can be used as an aid in the subject of the examination)	Expulsion from the examination hall and cancellation of the performance in that subject only.
(b)	Gives assistance or guidance or receives it from any other candidate orally or by any other body language methods or communicates through cell phones with any candidate or persons in or outside the exam hall in respect of any matter.	Expulsion from the examination hall and cancellation of the performance in that subject only of all the candidates involved. In case of an outsider, he will be handed over to the police and a case is registered against him.
2.	Has copied in the examination hall from any paper, book, programmable calculators, palm computers or any other form of material relevant to the subject of the examination (theory or practical) in which the candidate is appearing.	Expulsion from the examination hall and cancellation of the performance in that subject and all other subjects the candidate has already appeared including practical examinations and project work and shall not be permitted to appear for the remaining examinations of the subjects of that Semester/year. The Hall Ticket of the candidate is to be cancelled and sent to the University.
3.	Impersonates any other candidate in connection with the examination.	The candidate who has impersonated shall be expelled from examination hall. The candidate is also debarred and forfeits the seat. The performance of the original candidate who has been impersonated, shall be cancelled in all the subjects of the

		examination (including practicals and project work) already appeared and shall not be allowed to appear for examinations of the remaining subjects of that semester/year. The candidate is also debarred for two consecutive semesters from class work and all University examinations. The continuation of the course by the candidate is subject to the academic regulations in connection with forfeiture of seat. If the imposter is an outsider, he will be handed over to the police and a case is registered against him.
4.	Smuggles in the Answer book or additional sheet or takes out or arranges to send out the question paper during the examination or answer book or additional sheet, during or after the examination.	Expulsion from the examination hall and cancellation of performance in that subject and all the other subjects the candidate has already appeared including practical examinations and project work and shall not be permitted for the remaining examinations of the subjects of that semester/year. The candidate is also debarred for two consecutive semesters from class work and all University examinations. The continuation of the course by the candidate is subject to the academic regulations in connection with forfeiture of seat.
5.	Uses objectionable, abusive or offensive language in the answer paper or in letters to the examiners or writes to the examiner requesting him to award pass marks.	Cancellation of the performance in that subject.
6.	Refuses to obey the orders of the Chief Superintendent/Assistant – Superintendent / any officer on duty or misbehaves or creates disturbance of any kind in and around the examination hall or organizes a walk out or instigates others to walk out, or threatens the officer-in charge or any person on duty in or outside the	In case of students of the college, they shall be expelled from examination halls and cancellation of their performance in that subject and all other subjects the candidate(s) has (have) already appeared and shall not be permitted to appear for the remaining examinations of the subjects of that

	<p>examination hall of any injury to his person or to any of his relations whether by words, either spoken or written or by signs or by visible representation, assaults the officer-in-charge, or any person on duty in or outside the examination hall or any of his relations, or indulges in any other act of misconduct or mischief which result in damage to or destruction of property in the examination hall or any part of the College campus or engages in any other act which in the opinion of the officer on duty amounts to use of unfair means or misconduct or has the tendency to disrupt the orderly conduct of the examination.</p>	<p>semester/year. The candidates also are debarred and forfeit their seats. In case of outsiders, they will be handed over to the police and a police case is registered against them.</p>
7.	<p>Leaves the exam hall taking away answer script or intentionally tears of the script or any part thereof inside or outside the examination hall.</p>	<p>Expulsion from the examination hall and cancellation of performance in that subject and all the other subjects the candidate has already appeared including practical examinations and project work and shall not be permitted for the remaining examinations of the subjects of that semester/year. The candidate is also debarred for two consecutive semesters from class work and all University examinations. The continuation of the course by the candidate is subject to the academic regulations in connection with forfeiture of seat.</p>
8.	<p>Possess any lethal weapon or firearm in the examination hall.</p>	<p>Expulsion from the examination hall and cancellation of the performance in that subject and all other subjects the candidate has already appeared including practical examinations and project work and shall not be permitted for the remaining examinations of the subjects of that semester/year. The candidate is also debarred and forfeits the seat.</p>

9.	If student of the college, who is not a candidate for the particular examination or any person not connected with the college indulges in any malpractice or improper conduct mentioned in clause 6 to 8.	Student of the colleges expulsion from the examination hall and cancellation of the performance in that subject and all other subjects the candidate has already appeared including practical examinations and project work and shall not be permitted for the remaining examinations of the subjects of that semester/year. The candidate is also debarred and forfeits the seat. Person(s) who do not belong to the College will be handed over to police and, a police case will be registered against them.
10.	Comes in a drunken condition to the examination hall.	Expulsion from the examination hall and cancellation of the performance in that subject and all other subjects the candidate has already appeared including practical examinations and project work and shall not be permitted for the remaining examinations of the subjects of that semester/year.
11.	Copying detected on the basis of internal evidence, such as, during valuation or during special scrutiny.	Cancellation of the performance in that subject and all other subjects the candidate has appeared including practical examinations and project work of that semester/year examinations.
12.	If any malpractice is detected which is not covered in the above clauses 1 to 11 shall be reported to the University for further action to award suitable punishment.	

Malpractices identified by squad or special invigilators

1. Punishments to the candidates as per the above guidelines.
2. Punishment for institutions : (if the squad reports that the college is also involved in encouraging malpractices)
 - (i) A show cause notice shall be issued to the college.
 - (ii) Impose a suitable fine on the college.
 - (iii) Shifting the examination centre from the college to another college for a specific period of not less than one year.

* * * * *



JAWAHARLAL NEHRU TECHNOLOGICAL UNIVERSITY: KAKINADA

KAKINADA-533003, Andhra Pradesh (India)






For Constituent Colleges and Affiliated Colleges of JNTUK

Ragging

Prohibition of ragging in educational institutions Act 26 of 1997

Salient Features

- ⇒ Ragging within or outside any educational institution is prohibited.
- ⇒ Ragging means doing an act which causes or is likely to cause Insult or Annoyance of Fear or Apprehension or Threat or Intimidation or outrage of modesty or Injury to a student

	Imprisonment upto		Fine Upto
Teasing, Embarrassing & Humiliation	 6 Months	+	Rs. 1,000/-
Assaulting or Using Criminal force or Criminal intimidation	 1 Year	+	Rs. 2,000/-
Wrongfully restraining or confining or causing hurt	 2 Years	+	Rs. 5,000/-
Causing grievous hurt, kidnapping or Abducts or rape or committing unnatural offence	 5 Years	+	Rs. 10,000/-
Causing death or abetting suicide	 10 Months	+	Rs. 50,000/-

In Case of Emergency CALL TOLL FREE No. : 1800 - 425 - 1288

LET US MAKE JNTUK A RAGGING FREE UNIVERSITY



JAWAHARLAL NEHRU TECHNOLOGICAL UNIVERSITY: KAKINADA

KAKINADA-533003, Andhra Pradesh (India)

For Constituent Colleges and Affiliated Colleges of JNTUK

Ragging

ABSOLUTELY NOT TO RAGGING

1. Ragging is prohibited as per Act 26 of A.P. Legislative Assembly, 1997.
2. Ragging entails heavy fines and/or imprisonment.
3. Ragging invokes suspension and dismissal from the College.
4. Outsiders are prohibited from entering the College and Hostel without permission.
5. Girl students must be in their hostel rooms by 7.00 p.m.
6. All the students must carry their Identity Cards and show them when demanded.
7. The Principal and the Wardens may visit the Hostels and inspect the rooms any time.



Jawaharlal Nehru Technological University Kakinada

For Constituent Colleges and Affiliated Colleges of JNTUK

In Case of Emergency CALL TOLL FREE No. : 1800 - 425 - 1288

LET US MAKE JNTUK A RAGGING FREE UNIVERSITY

COURSE STRUCTURE

I Year – I SEMESTER

S. No.	Subject	T	P	Credits
1	English – I	3+1*	--	3
2	Mathematics - I	3+1*	--	3
3	Engineering Chemistry	3+1*	--	3
4	Engineering Mechanics	3+1*	--	3
5	Environmental Studies	3+1*	--	3
6	Computer Programming	3+1*	--	3
7	Engineering Chemistry Laboratory	--	3	2
8	English – Communication Skills Lab - I	--	3	2
9	C Programming Lab	--	3	2
Total Credits				24

I Year – II SEMESTER

S. No.	Subject	T	P	Credits
1	English - II	3+1*	--	3
2	Mathematics – II (Mathematical Methods)	3+1*	--	3
3	Mathematics – III	3+1*	--	3
4	Engineering Physics	3+1*	--	3
5	Professional Ethics and Human Values	3+1*	--	3
6	Engineering Drawing	1	3	3
7	English-Communication Skills Lab - II	--	3	2
8	Engineering Physics Laboratory	--	3	2
9	Engineering Physics – Virtual Labs - Assignments	--	2	--
10	Engineering Workshop & IT Workshop	--	3	2
Total Credits				24

II Year – I SEMESTER

S. No.	Subject	T	P	Credits
1	Electrical & Electronics Engineering	3+1*	--	3
2	Probability & Statistics	3+1*	--	3
3	Strength of Materials-I	3+1*	--	3
4	Building Materials and Construction	3+1*	--	3
5	Surveying	3+1*	--	3
6	Fluid Mechanics	3+1*	--	3
7	Surveying Field work-I	--	3	2
8	Strength of Materials Lab	--	3	2
Total Credits				22

II Year – II SEMESTER

S. No.	Subject	T	P	Credits
1	Building Planning & Drawing	3+1*	--	3
2	Managerial Economics and Financial Analysis	3+1*	--	3
3	Strength of Materials- II	3+1*	--	3
4	Hydraulics and Hydraulic Machinery	3+1*	--	3
5	Concrete Technology	3+1*	--	3
6	Structural Analysis - I	3+1*	--	3
7	Fluid Mechanics and Hydraulic Machinery Lab	--	3	2
8	Concrete Technology Lab	--	3	2
9	Surveying Field work-II	--	3	2
Total Credits				24

III Year – I SEMESTER

S. No.	Subject	T	P	Credits
1	Engineering Geology	3+1*	--	3
2	Structural Analysis – II	3+1*	--	3
3	Design and Drawing of Reinforced Concrete Structures	3+1*	--	3
4	Geotechnical Engineering – I	3+1*	--	3
5	Transportation Engineering – I	3+1*	--	3
6	IPR & Patents	3+1*	--	2
7	Geotechnical Engineering Lab	--	3	2
8	Engineering Geology Lab	--	3	2
Total Credits				21

III Year – II SEMESTER

S. No.	Subject	T	P	Credits
1	Design and Drawing of Steel Structures	3+1*	--	3
2	Geotechnical Engineering – II	3+1*	--	3
3	Water Resources Engineering–I	3+1*	--	3
4	Environmental Engineering – I	3+1*	--	3
5	Transportation Engineering – II	3+1*	--	3
6	OPEN ELECTIVE	3+1*	--	3
7	Computer Aided Engineering Drawing	--	3	2
8	Transportation Engineering Lab	--	3	2
Total Credits				22

IV Year – I SEMESTER

S. No.	Subject	T	P	Credits
1	Environmental Engineering – II	3+1*	--	3
2	Prestressed Concrete	3+1*	--	3
3	Construction Technology and Management	3+1*	--	3
4	Water Resources Engineering–II	3+1*	--	3
5	Remote Sensing and GIS Applications	3+1*	--	3
6	ELECTIVE - I	3+1*	--	3
7	Environmental Engineering Lab	--	3	2
8	GIS & CAD Lab	--	3	2
Total Credits				22

IV Year – II SEMESTER

S. No.	Subject	T	P	Credits
1	Estimating, Specifications & Contracts	3+1*	--	3
2	ELECTIVE –II	3+1*	--	3
3	ELECTIVE – III	3+1*	--	3
4	ELECTIVE – IV	3+1*	--	3
5	Project Work			9
Total Credits				21

OPEN ELECTIVE:

- a) Environmental Pollution and Control
- b) Disaster Management
- c) Industrial Water & Waste Water Management
- d) Architecture and Town Planning
- e) Finite Element Method
- f) Green Technologies

Elective-I:

- a) Ground Improvement Techniques
- b) Air Pollution and Control
- c) Matrix methods of Structural Analysis
- d) Urban Hydrology
- e) Advanced Surveying
- f) Interior Designs and Decorations

Elective-II:

- a. Engineering with Geo-synthetics
- b. Environmental Impact Assessment and Management
- c. Advanced Structural Engineering
- d. Ground Water Development and Management
- e. Traffic Engineering
- f. Infrastructure Management

Elective-III:

- a) Advanced foundation Engineering
- b) Solid waste Management
- c) Earthquake Resistant Design
- d) Water Shed Management
- e) Pavement Analysis and Design
- f) Green Buildings

Elective-IV:

- a) Soil Dynamics and Machine Foundations
- b) Environmental and Industrial Hygiene
- c) Repair and Rehabilitation of Structures
- d) Water Resources System Planning and Management
- e) Urban Transportation Planning
- f) Safety Engineering
- g) Bridge Engineering

III Year – I SEMESTER

T	P	C
3+1*	0	3

CE 501 - ENGINEERING GEOLOGY

Lecture :	3 hrs/Week	Internal Assessment :	30 Marks
Tutorial :	1 hrs/Week	Semester End Examination :	70 Marks
Practical :	--	Credits :	3

Course Learning Objectives:

The objective of this course is:

1. To introduce the Engineering Geology as a subject in Civil Engineering.
2. To enable the student to use subject in civil engineering applications.

Course Outcomes:

Upon the successful completion of this course, the students will be able to:

- a. Identify and classify the geological minerals.
- b. Measure the rock strengths of various rocks.
- c. Classify and measure the earthquake prone areas to practice the hazard zonation.
- d. Classify, monitor and measure the Landslides and subsidence.
- e. Prepares, analyses and interpret the Engineering Geologic maps
- f. Analyses the ground conditions through geophysical surveys.
- g. Test the geological material and ground to check the suitability of civil engineering project construction.
- h. Investigate the project site for mega/mini civil engineering projects.Site selection for mega engineering projects like Dams, Tunnels, disposal sites etc...

SYLLABUS:**UNIT-I:**

Introduction: Branches of Geology, Importance of Geology in Civil Engineering with case studies.

Weathering: Weathering of rocks, Geological agents, weathering process of Rock, River process and their development.

UNIT-II

Mineralogy And Petrology: Definitions of mineral and rock, Different methods of study of mineral and rock, The study of physical properties of minerals and rocks for megascopic study for the following minerals and rocks, Common rock forming minerals are Feldspar, Quartz Group, Olivine, Augite, Hornblende, Mica Group, Asbestos, Talc, Chlorite, Kyanite, Garnet, Calcite and other ore forming minerals are Pyrite, Hematite, Magnetite, Chlorite, Galena, Pyrolusite, Graphite, Chromite, Magnetite And Bauxite. Classification, structures, textures and forms of Igneous rocks, Sedimentary rocks, Metamorphic rocks, and their megascopic study of granite varieties, (pink, gray, green). Pegmatite, Dolerite, Basalt etc., Shale, Sand Stone, Lime Stone, Laterite, Quartzite, Gneiss, Schist, Marble, Khondalite and Slate.

UNIT-III

Structural Geology: Strike, Dip and Outcrop study of common geological structures associating with the rocks such as Folds, Faults, Joints and Unconformities- parts, types, mechanism and their importance in Civil Engineering.

UNIT-IV

Ground Water: Water table, Cone of depression, Geological controls of Ground Water Movement, Ground Water Exploration Techniques.

Earthquakes And Land Slides: Terminology, Classification, causes and effects, Shield areas and Seismic belts, Richter scale intensity, Precautions of building constructions in seismic areas. Classification of Landslides, Causes and Effects, measures to be taken prevent their occurrence at Land slides.

UNIT-V

Geophysics: Importance of Geophysical methods, Classification, Principles of Geophysical study by Gravity method, Magnetic method, Electrical methods, Seismic methods, Radiometric method and Electrical resistivity, Seismic refraction methods and Engineering properties of rocks.

UNIT-VI

Geology Of Dams, Reservoirs And Tunnels: Types and purpose of Dams, Geological considerations in the selection of a Dam site. Life of Reservoirs Purpose of Tunnelling, effects, Lining of Tunnels. Influence of Geology for successful Tunnelling.

TEXT BOOKS:

1. 'Engineering Geology' by Subinoy Gangopadhyay, Oxford University press.
2. 'Engineering Geology' by D. Venkat Reddy, Vikas Publishing House pvt. Ltd, 2013.
3. 'Engineering Geology' by N. Chenn Kesavulu, Trinity Press (Laxmi Publications), 2nd Edition, 2014.
4. 'Engineering Geology' by Vasudev Kanithi, University Press.

REFERENCES:

1. 'Engineering Geology for Civil Engineers' by P.C. Varghese, PHI learning pvt. Ltd.
2. 'Geology for Engineers and Environmental Society' by Alan E Kehew, person publications, 3rd edition
3. 'Fundamentals of Engineering Geology' by P.G. Bell, B.S.P. Publications, 2012.
4. 'Engineering Geology' by V.Parthesarathi et al., Wiley Publications
5. 'Environmental Geology' by K.S. Valdiya, McGraw Hill Publications, 2nd ed.

III Year – I SEMESTER

T	P	C
3+1*	0	3

CE502 - STRUCTURAL ANALYSIS – II

Lecture :	3 hrs/Week	Internal Assessment :	Marks
Tutorial :	1 Hrs/Week	Semester End Examination :	Marks
Practical :	--	Credits :	3

Course Learning Objectives:

The objective of this course is:

1. Familiarize Students with Different types of Structures
2. Equip student with concepts of Arches
3. Understand Concepts of lateral Load analysis
4. Familiarize Cables and Suspension Bridges
5. Understand Analysis methods Moment Distribution, Kanis Method and Matrix methods.

Course Outcomes:

At the end of this course; the student will be able to

- a. Differentiate Determinate and Indeterminate Structures
- b. Carryout lateral Load analysis of structures
- c. Analyze Cable and Suspension Bridge structures
- d. Analyze structures using Moment Distribution, Kani's Method and Matrix methods.

SYLLABUS:**UNIT I**

Three Hinged Arches: Elastic theory of arches – Eddy's theorem – Determination of horizontal thrust, bending moment, normal thrust and radial shear – effect of temperature.

Two Hinged Arches: Determination of horizontal thrust, bending moment, normal thrust and radial shear – Rib shortening and temperature stresses, tied arches – fixed arches – (No analytical question).

UNIT-II

Lateral Load Analysis Using Approximate Methods: application to building frames. (i) Portal method (ii) Cantilever method.

UNIT – III

Cable Structures And Suspension Bridges: Introduction, characteristics of cable, analysis of cables subjected to concentrated and uniformly distributed loads, anchor cable, temperature stresses, analysis of simple suspension bridge, three hinged and two hinged stiffening girder suspension bridges.

UNIT – IV

Moment Distribution Method: Stiffness and carry over factors – Distribution factors – Analysis of continuous beams with and without sinking of supports – Portal frames – including Sway-Substitute frame analysis by two cycle.

UNIT – V

Kani's Method: Analysis of continuous beams – including settlement of supports and single bay portal frames with and without side sway.

UNI – VI

Introduction to Matrix Methods:

Flexibility methods: Introduction, application to continuous beams (maximum of two unknowns) including support settlements.

Stiffness method: Introduction, application to continuous beams (maximum of two unknowns) including support settlements.

TEXT BOOKS:

1. 'Structural Analysis' by T.S.Thandavamoorthy, Oxford university press, India.
2. 'Structural Analysis' by R.C. Hibbeler, Pearson Education, India
3. 'Theory of Structures – II' by B.C.Punmia, Jain & Jain, Laxmi Publications, India.
4. 'Structural Analysis' by C.S. Reddy, Tata Mc-Graw hill, New Delhi.

REFERENCES:

1. 'Intermediate Structural Analysis' by C. K. Wang, Tata McGraw Hill, India.
2. 'Theory of structures' by Ramamuratam, Dhanpatrai Publications.
3. 'Analysis of structures' by Vazrani & Ratwani – Khanna Publications.
4. 'Comprehensive Structural Analysis-Vol.I&2' by Dr. R. Vaidyanathan & Dr. P. Perumal- Laxmi Publications Pvt. Ltd., New Delhi.

III Year – I SEMESTER

T	P	C
3+1*	0	3

**CE503-DESIGN AND DRAWING OF REINFORCED
CONCRETE STRUCTURES**

Lecture :	3 hrs/Week	Internal Assessment :	Marks
Tutorial :	1 Hrs/Week	Semester End Examination :	Marks
Practical :	--	Credits :	3

Course Learning Objectives:

The objective of this course is:

1. Familiarize Students with different types of design philosophies
2. Equip student with concepts of design of flexural members
3. Understand Concepts of shear, bond and torsion
4. Familiarize students with different types of compressions members and Design
5. Understand different types of footings and their design

Course Outcomes:

At the end of this course the student will be able to

- a. Work on different types of design philosophies
- b. Carryout analysis and design of flexural members and detailing
- c. Design structures subjected to shear, bond and torsion
- d. Design different type of compression members and footings

SYLLABUS:**UNIT –I**

Introduction: Working stress method Design codes and handbooks, loading standards – Dead, live, wind and earthquake loads, elastic theory, design constants, modular ratio, neutral axis depth and moment of resistance, balanced, under-reinforced and over-reinforced sections, working stress method of design of singly and doubly reinforced beams.

Limit State Design: Concepts of limit state design – Basic statistical principles – Characteristic loads –Characteristic strength – Partial load and safety factors – representative stress-strain curves for cold worked deformed bars and mild steel bars. Assumptions in limit state design – stress - block parameters – limiting moment of Resistance.

UNIT –II

Design for Flexure: Limit state analysis and design of singly reinforced sections- effective depth- Moment of Resistance- Doubly reinforced and flanged (T and L) beam sections- Minimum depth for a given capacity- Limiting Percentage of Steel- Minimum Tension Reinforcement- Maximum Flexural Steel- Design of Flanged Sections (T&L)- Effective width of flange –Behavior- Analysis and Design.

UNIT – III

Design for Shear, Torsion and Bond: Limit state analysis and design of section for shear and torsion – concept of bond, anchorage and development length, I.S. code provisions. Design examples in simply supported and continuous beams, detailing.**Limit state design for serviceability:** Deflection, cracking and code provision, Design of formwork for beams and slabs.

UNIT – IV

Design of Compression members: Effective length of a column, Design of short and long columns – under axial loads, uniaxial bending and biaxial bending – Braced and un-braced columns – I S Code provisions.

UNIT –V

Footings: Different types of footings – Design of isolated and combined footings - rectangular and circular footings subjected to axial loads, uni-axial and bi-axial bending moments.

UNIT – VI

Slabs: Classification of slabs, design of one - way slabs, two - way slabs, and continuous slabs using IS Coefficients (conventional), design of waist-slab staircase.

NOTE: All the designs to be taught in Limit State Method

Following plates should be prepared by the students.

1. Reinforcement detailing of T-beams, L-beams and continuous beams.
2. Reinforcement detailing of columns and isolated footings.
4. Detailing of one-way, two-way and continuous slabs and waist-slab staircase.

INTERNAL EXAMINATION PATTERN:

The total internal marks (30) are distributed in three components as follows:

1. Descriptive (subjective type) examination : 25 marks
2. Assignment : 05 marks

FINAL EXAMINATION PATTERN:

The end examination paper should consist of Part A and Part B. Part A consists of two questions in Design and Drawing out of which one question is to be answered. Part B should consist of five questions and design out of which three are to be answered. Weightage for Part – A is 40% and Part- B is 60%.

TEXT BOOKS:

1. 'Limit State Design' by A. K. Jain
2. 'Design of Reinforced concrete Structures' by N. Subrahmanyian
3. 'Reinforced Concrete Structures' by S. Unnikrishna Pillai & Devdas Menon, Tata McGraw Hill, New Delhi.

REFERENCES:

1. 'Design of concrete structures' by Arthus H. Nilson, David Darwin, and Chorles W. Dolar, Tata McGrawHill, 3rd Edition, 2005.
2. 'Reinforced Concrete Structures' by Park and Pauley, John Wiley and Sons.

IS Codes:

- 1) IS -456-2000 (Permitted to use in examination hall)
- 2) IS – 875
- 3) SP-16

III Year – I SEMESTER

T	P	C
3+1*	0	3

CE504-GEOTECHNICAL ENGINEERING – I

Lecture :	3 hrs/Week	Internal Assessment :	Marks
Tutorial :	1 Hrs/Week	Semester End Examination :	Marks
Practical :	--	Credits :	3

Course Learning Objectives:

The objective of this course is:

1. To enable the student to determine the index properties of the soil and classify it.
2. To impart the concept of seepage of water through soils and determine the discharge of water through soils.
3. To impart the principles of compaction and consolidation of soils and determine the magnitude and the rate of consolidation settlement.
4. To enable the student to understand the concept of shear strength of soils, determine the shear parameters of sands and clays and the areas of their application.

Course Outcomes:

Upon the successful completion of this course

- a. The student must know the definition of the various quantities related to soil mechanics and establish their inter-relationships.
- b. The student should be able to know the methods of determination of the various index properties of the soils and classify the soils.
- c. The student should be able to know the importance of the different engineering properties of the soil such as compaction, permeability, consolidation and shear strength and determine them in the laboratory.
- d. The student should be able to apply the above concepts in day-to-day civil engineering practice.

SYLLABUS:**UNIT – I**

Introduction: Soil formation – soil structure and clay mineralogy – Adsorbed water – Mass- volume relationship –Relative density - Mechanism of compaction – factors affecting – effects of compaction on soil properties - compaction control.

UNIT – II

Index Properties Of Soils: Grain size analysis – Sieve and Hydrometer methods – consistency limits and indices – Various Types of soil Classifications – Unified soil classification and I.S. Soil classification.

UNIT –III

Permeability: Soil water – capillary rise – One dimensioned flow of water through soils – Darcy’s law- permeability – Factors affecting –laboratory determination of coefficient of permeability –Permeability of layered systems. Total, neutral and effective stresses –quick sand condition – 2-D flow and Laplace’s equation - Seepage through soils –Flow nets: Characteristics and Uses.

UNIT – IV

Stress Distribution In Soils: Stresses induced by applied loads - Boussinesq’s and Westergaard’s theories for point loads and areas of different shapes– Newmark’s influence chart – 2:1 stress distribution method.

UNIT – V

Consolidation: Compressibility of soils – e-p and e-log p curves – Stress history – Concept of consolidation - Spring Analogy - Terzaghi’s theory of one-dimensional Consolidation – Time rate of consolidation and degree of consolidation – Determination of coefficient of consolidation (c_v) - Over consolidated and normally consolidated clays.

UNIT - VI

Shear Strength of Soils: Basic mechanism of shear strength - Mohr – Coulomb Failure theories – Stress-Strain behavior of Sands - Critical Void Ratio – Stress-Strain behavior of clays – Shear Strength determination- various drainage conditions.

TEXT BOOKS:

1. ‘Basic and Applied Soil Mechanics’ by Gopal Ranjan and A.S.R.Rao, New Age International Publishers.
2. ‘Soil Mechanics and Foundation Engineering’ by V.N.S.Murthy ,CBS publishers.
3. ‘Soil Mechanics’ by M.Palani Kumar, PHI Learning.

REFERENCES:

1. ‘Fundamentals of Soil Mechanics’ by D.W.Taylor., Wiley.
2. ‘An introduction to Geotechnical Engineering’ by Holtz and Kovacs; Prentice Hall.

III Year – I SEMESTER

T	P	C
3+1*	0	3

CE505-TRANSPORTATION ENGINEERING – I

Lecture :	3 hrs/Week	Internal Assessment :	Marks
Tutorial :	1 Hrs/Week	Semester End Examination :	Marks
Practical :	--	Credits :	3

Course Learning Objectives:

The objective of this course is:

1. To impart different concepts in the field of Highway Engineering.
2. To acquire design principles of Highway Geometrics and Pavements
3. To learn various highway construction and maintenance procedures.

Course Outcomes:

Upon the successful completion of this course, the students will be able to:

- a. Plan highway network for a given area.
- b. Determine Highway alignment and design highway geometrics.
- c. Design Intersections and prepare traffic management plans.
- d. Judge suitability of pavement materials and design flexible and rigid pavements.
- e. Construct and maintain highways

SYLLABUS:**UNIT I**

Highway Planning and Alignment: Highway development in India; Classification of Roads; Road Network Patterns; Necessity for Highway Planning; Different Road Development Plans – First, second, third road development plans, road development vision 2021, Rural Road Development Plan – Vision 2025; Planning Surveys; Highway Alignment- Factors affecting Alignment- Engineering Surveys – Drawings and Reports.

UNIT – II

Highway Geometric Design: Importance of Geometric Design- Design controls and Criteria- Highway Cross Section Elements- Sight Distance Elements- Stopping sight Distance, Overtaking Sight Distance and Intermediate Sight Distance- Design of Horizontal Alignment- Design of

Super elevation and Extra widening- Design of Transition Curves-Design of Vertical alignment-Gradients- Vertical curves.

UNIT – III

Traffic Engineering:Basic Parameters of Traffic-Volume, Speed and Density- Traffic Volume Studies; Speed studies –spot speed and speed & delay studies; Parking Studies; Road Accidents-Causes and Preventive measures - Condition Diagram and Collision Diagrams; PCU Factors, Capacity of Highways – Factors Affecting; LOS Concepts; Road Traffic Signs; Road markings; Types of Intersections; At-Grade Intersections – Design of Plain, Flared, Rotary and Channelized Intersections; Design of Traffic Signals –Webster Method –IRC Method.

UNIT – IV

Highway Materials:Subgrade soil: classification –Group Index – Subgrade soil strength – California Bearing Ratio – Modulus of Subgrade Reaction. Stone aggregates: Desirable properties – Tests for Road Aggregates – Bituminous Materials: Types – Desirable properties – Tests on Bitumen – Bituminous paving mixes: Requirements – Marshall Method of Mix Design.

UNIT – V

Design Of Pavements:Types of pavements; Functions and requirements of different components of pavements; Design Factors

Flexible Pavements: Design factors – Flexible Pavement Design Methods – CBR method – IRC method – Burmister method – Mechanistic method – IRC Method for Low volume Flexible pavements.

Rigid Pavements: Design Considerations – wheel load stresses – Temperature stresses – Frictional stresses – Combination of stresses – Design of slabs – Design of Joints – IRC method – Rigid pavements for low volume roads – Continuously Reinforced Cement Concrete Pavements – Roller Compacted Concrete Pavements.

UNIT – VI

Highway Construction and Maintenance:Types of Highway Construction – Earthwork; Construction of Earth Roads, Gravel Roads, Water Bound Macadam Roads, Bituminous Pavements and Construction of Cement Concrete Pavements.

Pavement Failures, Maintenance of Highways, pavement evaluation, strengthening of existing pavements.

TEXT BOOKS:

1. 'Highway Engineering' by Khanna S.K., Justo C.E.G and Veeraragavan A, Nem Chand Bros, Roorkee.
2. 'Traffic Engineering and Transportation' Planning by Kadiyali L.R, Khanna Publishers, New Delhi.
3. 'Highway Engineering' by Srinivasa Kumar R, Universities Press, Hyderabad.

REFERENCES:

1. 'Transportation Engineering and Planning' by Papacostas C.S. and PD Prevedouros, Prentice Hall of India Pvt. Ltd; New Delhi.
2. 'Principles of Highway Engineering' by Kadiyali LR, Khanna Publishers, New Delhi.
3. 'Transportation Engineering - An Introduction' by Jotin Khisty C, Prentice Hall, Englewood Cliffs, New Jersey.
4. 'Highway Engineering' by Paul H. Wright and Karen K Dixon, Wiley Student Edition, Wiley India (P) Ltd., New Delhi .
5. 'Principles of Transportation Engineering' by Partha Chakroborthy and Animesh Das, PHI Learning Private Limited, Delhi
6. 'Practice and Design of Highway Engineering' by Sharma SK, Principles, S.Chand & Company Private Limited, New Delhi.

III Year – I SEMESTER

T	P	C
3+1*	0	2

INTELLECTUAL PROPERTY RIGHTS AND PATENTS**Unit I**

Introduction to Intellectual Property Law – Evolutionary past – Intellectual Property Law Basics - Types of Intellectual Property - Innovations and Inventions of Trade related Intellectual Property Rights – Agencies Responsible for Intellectual Property Registration – Infringement - Regulatory – Over use or Misuse of Intellectual Property Rights - Compliance and Liability Issues.

Unit II

Introduction to Copyrights – Principles of Copyright – Subject Matters of Copyright – Rights Afforded by Copyright Law –Copyright Ownership – Transfer and Duration – Right to Prepare Derivative Works –Rights of Distribution – Rights of performers – Copyright Formalities and Registration – Limitations – Infringement of Copyright – International Copyright Law- Semiconductor Chip Protection Act.

Unit III

Introduction to Patent Law – Rights and Limitations – Rights under Patent Law – Patent Requirements – Ownership and Transfer – Patent Application Process and Granting of Patent – Patent Infringement and Litigation – International Patent Law – Double Patenting – Patent Searching – Patent Cooperation Treaty – New developments in Patent Law- Invention Developers and Promoters.

Unit IV

Introduction to Trade Mark – Trade Mark Registration Process – Post registration procedures – Trade Mark maintenance – Transfer of rights – Inter parties Proceedings – Infringement – Dilution of Ownership of Trade Mark – Likelihood of confusion – Trade Mark claims – Trade Marks Litigation – International Trade Mark Law

Unit V

Introduction to Trade Secrets – Maintaining Trade Secret – Physical Security – Employee Access Limitation – Employee Confidentiality Agreement – Trade Secret Law – Unfair Competition – Trade Secret Litigation – Breach of Contract – Applying State Law.

Unit VI

Introduction to Cyber Law – Information Technology Act - Cyber Crime and E-commerce – Data Security – Confidentiality – Privacy - International aspects of Computer and Online Crime.

REFERENCE BOOKS:

1. Deborah E.Bouchoux: “Intellectual Property”. Cengage learning , New Delhi
2. Kompal Bansal & Parishit Bansal "Fundamentals of IPR for Engineers", BS Publications (Press)
3. Cyber Law. Texts & Cases, South-Western’s Special Topics Collections
4. Prabhuddha Ganguli: ‘ Intellectual Property Rights” Tata Mc-Graw – Hill, New Delhi
5. Richard Stim: "Intellectual Property", Cengage Learning, New Delhi.
6. R. Radha Krishnan, S. Balasubramanian: "Intellectual Property Rights", Excel Books. New Delhi.
7. M.Ashok Kumar and Mohd.Iqbal Ali: “Intellectual Property Right” Serials Pub.

III Year – I SEMESTER

T	P	C
0	0	2

CE507-GEOTECHNICAL ENGINEERING LAB

Lecture :	--	Internal Assessment :	25 Marks
Tutorial :	--	Semester End Examination :	50 Marks
Practical :	3 hrs/Week	Credits :	2

Course Learning Objectives:

The objective of this course is:

1. To impart knowledge of determination of index properties required for classification of soils.
2. To teach how to determine compaction characteristics and consolidation behavior from relevant lab tests; to determine permeability of soils.
3. To teach how to determine shear parameters of soil through different laboratory tests.

Course Outcomes:

Upon successful completion of this course, student will be able to

- a. Determine index properties of soil and classify them.
- b. Determine permeability of soils.
- c. Determine Compaction, Consolidation and shear strength characteristics.

SYLLABUS:**LIST OF EXPERIMENTS**

1. Specific gravity, G
2. Atterberg's Limits.
3. Field density-Core cutter and Sand replacement methods
4. Grain size analysis by sieving
5. Hydrometer Analysis Test
6. Permeability of soil - Constant and Variable head tests
7. Compaction test
8. Consolidation test (to be demonstrated)
9. Direct Shear test
10. Triaxial Compression test (UU Test)

11. Unconfined Compression test
12. Vane Shear test
13. Differential free swell (DFS)
14. CBR Test

At least **Ten** experiments shall be conducted.

LIST OF EQUIPMENT:

1. Casagrande's liquid limit apparatus.
2. Apparatus for plastic and shrinkage limits
3. Field density apparatus for
 - a) Core cutter method
 - b) Sand replacement method
4. Set of sieves: 4.75 mm, 2 mm, 1 mm, 0.6 mm, 0.42 mm, 0.3 mm, 0.15 mm, and 0.075 mm.
5. Hydrometer
6. Permeability apparatus for
 - a) Constant head test
 - b) Variable head test
7. Universal auto compactor for I.S light and heavy compaction tests.
8. Shaking table, funnel for sand raining technique.
9. Apparatus for CBR test
10. 10 tons loading frame with proving rings of 0.5 tons and 5 tons capacity
11. One dimensional consolidation test apparatus with all accessories.
12. Triaxial cell with provision for accommodating 38 mm dia specimens.
13. Box shear test apparatus
14. Laboratory vane shear apparatus.
15. Hot air ovens (range of temperature 50⁰ - 150⁰C)

Reference:

1. 'Determination of Soil Properties' by J. E. Bowles.
2. IS Code 2720 – relevant parts.

III Year – I SEMESTER	T	P	C
	0	3	2

CE508-ENGINEERING GEOLOGY LAB

Lecture :	--	Internal Assessment :	Marks
Tutorial :	--	Semester End Examination :	Marks
Practical :	3 hrs/Week	Credits :	2

Course Learning Objectives:

The objective of this course is:

1. To identify the mega-scopic types of Ore minerals & Rock forming minerals.
2. To identify the mega-scopic types of Igneous, Sedimentary, Metamorphic rocks.
3. To identify the topography of the site & material selection

Course Outcomes:

Upon the successful completion of this course, the students will be able to:

- a. Identify Mega-scopic minerals & their properties.
- b. Identify Mega-scopic rocks & their properties.
- c. Identify the site parameters such as contour, slope & aspect for topography.
- d. Know the occurrence of materials using the strike & dip problems.

SYLLABUS:

LIST OF EXPERIMENTS

1. Physical properties of minerals: Mega-scopic identification of
 - a. Rock forming minerals – Quartz group, Feldspar group, Garnet group, Mica group & Talc, Chlorite, Olivine, Kyanite, Asbestos, Tourmelene, Calcite, Gypsum, etc...
 - b. Ore forming minerals – Magnetite, Hematite, Pyrite, Pyralusite, Graphite, Chromite, etc...
2. Megascopeic description and identification of rocks.
 - a) Igneous rocks – Types of Granite, Pegmatite, Gabbro, Dolerite, Syenite, Granite Poryphery, Basalt, etc...
 - b) Sedimentary rocks – Sand stone, Ferruginous sand stone, Lime stone, Shale, Laterite, Conglamorate, etc...

- c) Metamorphic rocks – Biotite – Granite Gneiss, Slate, Muscovite & Biotiteschist, Marble, Khondalite, etc...
3. Interpretation and drawing of sections for geological maps showing tilted beds, faults, unconformities etc.
4. Simple Structural Geology problems.
5. Bore hole data.
6. Strength of the rock using laboratory tests.
7. Field work – To identify Minerals, Rocks, Geomorphology & Structural Geology.

LAB EXAMINATION PATTERN:

1. Description and identification of FOUR minerals
2. Description and identification of FOUR (including igneous, sedimentary and metamorphic rocks)
3. ONE Question on Interpretation of a Geological map along with a geological section.
4. TWO Questions on Simple strike and Dip problems.
5. Bore hole problems.
6. Project report on geology.

REFERENCE:

1. 'Applied Engineering Geology Practicals' by M T Mauthesha Reddy, New Age International Publishers, 2nd Edition.
2. 'Foundations of Engineering Geology' by Tony Waltham, Spon Press, 3rd edition, 2009.
